



THE UNIVERSITY *of* EDINBURGH

Edinburgh Research Explorer

Community epidemiology framework for classifying disease threats

Citation for published version:

Fenton, A & Pedersen, AB 2005, 'Community epidemiology framework for classifying disease threats', *Emerging Infectious Diseases*, vol. 11, no. 12, pp. 1815-1821. <http://wwwnc.cdc.gov/eid/article/11/12/05-0306_article.htm>

Link:

[Link to publication record in Edinburgh Research Explorer](#)

Document Version:

Publisher's PDF, also known as Version of record

Published In:

Emerging Infectious Diseases

Publisher Rights Statement:

Emerging Infectious Diseases is published by the Centers for Disease Control and Prevention, a U.S. Government agency. Therefore, all materials published in Emerging Infectious Diseases are in the public domain and can be used without permission. Proper citation, however, is required.

General rights

Copyright for the publications made accessible via the Edinburgh Research Explorer is retained by the author(s) and / or other copyright owners and it is a condition of accessing these publications that users recognise and abide by the legal requirements associated with these rights.

Take down policy

The University of Edinburgh has made every reasonable effort to ensure that Edinburgh Research Explorer content complies with UK legislation. If you believe that the public display of this file breaches copyright please contact openaccess@ed.ac.uk providing details, and we will remove access to the work immediately and investigate your claim.



Community Epidemiology Framework for Classifying Disease Threats

Andy Fenton* and Amy B. Pedersen†

Recent evidence suggests that most parasites can infect multiple host species and that these are primarily responsible for emerging infectious disease outbreaks in humans and wildlife. However, the ecologic and evolutionary factors that constrain or facilitate such emergences are poorly understood. We propose a conceptual framework based on the pathogen's between- and within-species transmission rates to describe possible configurations of a multihost-pathogen community that may lead to disease emergence. We establish 3 dynamic thresholds separating 4 classes of disease outcomes, spillover, apparent multihost, true multihost, and potential emerging infectious disease; describe possible disease emergence scenarios; outline the population dynamics of each case; and clarify existing terminology. We highlight the utility of this framework with examples of disease threats in human and wildlife populations, showing how it allows us to understand which ecologic factors affect disease emergence and predict the impact of host shifts in a range of disease systems.

Models of host-pathogen dynamics have typically assumed a single-host population infected by a single pathogen. However, most pathogens can infect several host species; >60% of human pathogens, >68% of wild primate parasites, and >90% of domesticated animal pathogens infect multiple host species (1–3). An interest in multihost pathogens is particularly timely, given that many of the most threatening current pathogens (e.g., HIV, West Nile virus, influenza virus, Ebola virus) are believed to have crossed species barriers to infect humans, domesticated animals, or wildlife populations (1,3–8). However, we do not know the host and pathogen characteristics that determine such host shifts and the likely characteristics of future emerging infectious diseases. To address this issue, 2 theoretical approaches have been adopted. The first,

using dynamic models, focuses on the host's perspective and ascertains how a shared pathogen affects the dynamics of 2 host populations (9–12). The second approach takes the pathogen's point of view and considers how combined host densities affect pathogen persistence within the community (13–15). However, as the number of studies grows, so does the terminology. Terms such as multihost pathogens, dead-end hosts, reservoir hosts, host shifts, and spillovers are frequently used, but often different phrases are used to describe the same phenomenon, and possibly more concerning, the same terminology may be used to describe strictly different phenomena.

This lack of consolidation makes it unclear how these different approaches relate in terms of understanding the mechanisms driving disease emergence. A need exists for a single, comprehensive framework that characterizes disease outcomes based on biologically meaningful processes. Recently, attempts have been made to reconcile these concepts, mainly by highlighting the role of reservoir hosts (13,16). Haydon et al. (13) proposed a conceptual model that assumed a target host species was exposed to a pathogen endemic in a second host species (or species complex). The outcome of infection then depended on the sizes of the populations and whether they were able to maintain the pathogen alone. This approach expanded the naive view that reservoirs are nonpathogenic, single-species populations and encompassed the complexity of pathogen-host communities observed in nature. However, focusing just on host density ignores many key features of emerging diseases. The likelihood of disease emergence will depend on highly dynamic processes determined by both between- and within-species transmission rates. Therefore, ecologic forces acting on both hosts and pathogens will influence the contact structure of the community and affect the likelihood and persistence of an emerging infectious disease in a new host.

*Institute of Zoology, London, United Kingdom; and †University of Virginia, Charlottesville, Virginia, USA

We propose a conceptual framework to describe the configurations of a host-pathogen community that may lead to disease emergence in a target host. We develop our framework from a simple 2-host 1-pathogen model and establish thresholds for pathogen and host persistence based on the between- and within-species net transmission rates. We then consider what ecologic factors determine the location of various host-pathogen systems within the framework. Finally, we use a stochastic model to consider what characteristics of the hosts and pathogen define the dynamics and likelihood of an emerging infectious disease.

Conceptual Framework of an Emerging Infectious Disease

We start by considering the assembly of a 2-host community infected by a single pathogen (15,17,18) where the pathogen is endemic within host population H_1 such that individuals of H_1 are either susceptible (S_1) or infected (I_1). We then assume a second target host population (H_2) enters the community and can become infected by the pathogen (Figure 1A). Since the pathogen is well established in H_1 , we assume S_1 and I_1 are unchanged by H_2 ; thus, our model most closely resembles the asymmetric model of Dobson (15). In the terminology of Haydon et al. (12), H_1 is a maintenance host species (or species complex) with the potential to be a disease reservoir for H_2 . H_2 may or may not be a maintenance host (see below). The model is

$$\frac{dS_2}{dt} = rH_2\left(1 - \frac{H_2}{K}\right) - (f_{22} + f_{12})$$

$$\frac{dI_2}{dt} = f_{22} + f_{12} - dI_2$$

(model 1)

where r is the reproductive rate, K the carrying capacity, and d the death rate of the infected hosts. The composite functions f_{22} and f_{12} describe the net within-species (H_2 to H_2) and between-species (H_1 to H_2) transmission rates, respectively. We assume density-dependent transmission and so these functions have the form $f_{ij} = \beta_{ij} I_i S_j$, where β_{ij} is the per capita transmission rate from species i to species j . Therefore, for example, the net rate of transmission from H_1 to H_2 (f_{12}) depends on the size of the susceptible target population (S_2), the size of the reservoir (I_1), and the level of exposure and susceptibility of H_2 (β_{12}).

The target host population H_2 has 4 possible outcomes: 1) uninfected, 2) infected but unable to sustain the pathogen, 3) infected and able to sustain the pathogen, or 4) infected and driven to extinction by the pathogen (Figure 1). These 4 outcomes are separated by 3 thresholds (Figure 1C): i) invasion threshold, ii) persistence threshold, and iii) host extinction threshold. The first 2 thresholds are analogous to established density-based thresholds in epidemiology; the first allows ecologic invasion of a pathogen, which subsequently dies out, and the second

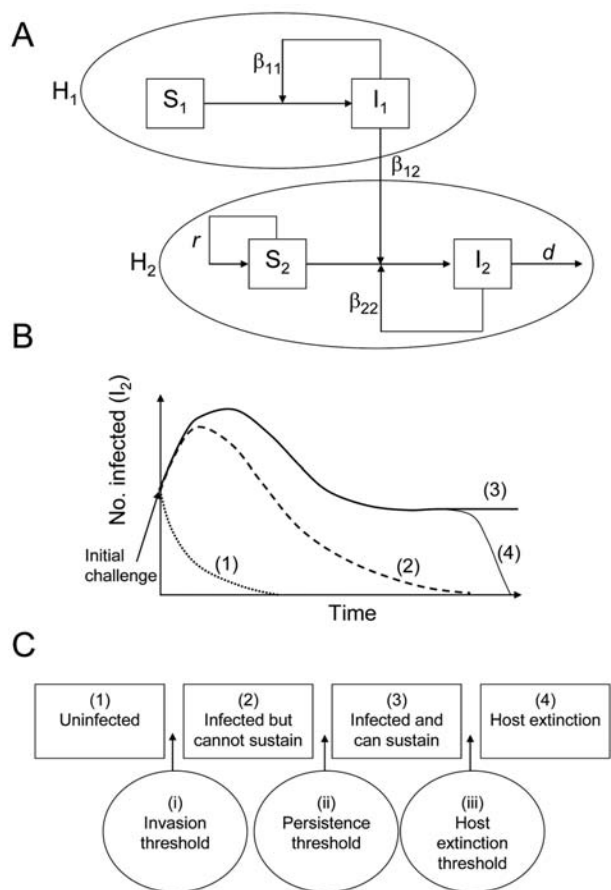


Figure 1. Emerging infectious disease framework. A) Schematic diagram of the multihost-pathogen community. B) Possible outcomes for a novel host, H_2 , after an initial infection by a pathogen endemic in an existing host, H_1 , where (1) the pathogen is unable to invade H_2 , (2) the pathogen invades but cannot be sustained within H_2 , (3) the pathogen invades and persists in H_2 , and (4) the pathogen invades and drives H_2 to extinction. C) Three thresholds separating the 4 possible outcomes: (i) the invasion threshold, (ii) the persistence threshold, and (iii) the host extinction threshold.

allows persistence of the pathogen (19). Here we combine these density effects with the per capita rates of infection to express these thresholds in terms of the magnitude of the net between- and within-species transmission rates (f_{12} and f_{22} , respectively).

Community-Epidemiology Continuum

Infection of H_2 by H_1 and transmission within H_2 are 2 separate processes determined by f_{12} and f_{22} . Different combinations of these parameters lead to the different outcomes described above, and all possible scenarios can be placed within a 2-dimensional continuum (Figure 2), with f_{12} on one axis (i.e., can H_2 get infected from H_1 ?) and f_{22} on the other (i.e., can H_2 sustain infection?). We can then

divide the $f_{12}-f_{22}$ parameter space into regions of different disease outcomes.

Case 1: Spillover

In this case, the within- H_2 transmission rate is too low to sustain the pathogen ($f_{22} \rightarrow 0$). The between-species transmission from H_1 is also low ($f_{12} \rightarrow 0$). Thus, although infections of H_2 do occasionally occur, they are transient. This represents the case in which the pathogen is specialized to the endemic host and there is either very low exposure to H_2 (an ecologic constraint, such as parasite transmission mode) or H_2 is resistant to infection (a physiologic constraint). We recommend the term spillover to describe this form of cross-species infection. Previously, spillover has been used to describe a wide range of dynamics (20), but we recommend limiting its use to transient infections in a target host because of transmission from a reservoir host that is not self-sustaining in the target population.

The recent outbreak of West Nile encephalitis in the United States is such a spillover: the virus moved from bird populations (H_1) to infect humans (H_2), which are unable to transmit the pathogen ($\beta_{22} = 0$) (21). Nevertheless, spillovers still represent a serious health concern; increases in the reservoir population may lead to dramatic increases in disease prevalence in the target host.

Case 2: Apparent Multihost Pathogen

In this case, the within-species transmission rate for the target host is low, but the between-species transmission rate exceeds the invasion threshold, resulting in persistent infections in H_2 . This case represents apparent multihost dynamics that differ from spillover dynamics in that the disease is nontransient in H_2 , but the pathogen is sustained because of frequent between-species transmission from the disease-endemic host. Apparent multihost dynamics exist because the potentially high prevalence in the target host would give the appearance of a true multihost pathogen, but the lack of within-species transmission means the disease cannot be maintained in the absence of H_1 . We recommend the term reservoir to describe H_1 in both cases 1 and 2, in which the pathogen is permanently maintained in H_1 and without between-species transmission (β_{12}), the disease would not persist in the target host.

An example of an apparent multihost pathogen is rabies in side-striped jackals (H_2) in Africa. Until a recent analysis (22), rabies was considered sustainable in the jackal population (H_2), but detailed monitoring showed that rabies is not self-sustaining because of the density of the low susceptible jackal population (S_2), and epidemics are frequently seeded from the domestic dog reservoir (high β_{12}).




Figure 2. Community-epidemiology continuum, determined by the net between- H_1 and - H_2 transmission rate (f_{12}) and the net within- H_2 transmission rate (f_{22}). EID, emerging infectious disease.

Case 3: True Multihost Pathogen

In this case, both the within- and between-species transmission rates are high. Thus, since the pathogen can independently persist in either host population in the absence of the other, following Haydon et al (13), both are considered maintenance hosts. This case represents a true multihost pathogen with substantial within- and between-species transmission. One example is brucellosis infections around Yellowstone National Park, where the pathogen can be endemically maintained in cattle, bison, and elk populations (23).

Case 4: Potential Emerging Infectious Disease

In this case, the within- H_2 transmission rate is high, but the between-species transmission rate is very low ($f_{12} \rightarrow 0$). Thus, the pathogen can persist in the target host (H_2), but the net rate of between-species transmission is so low that H_2 is rarely exposed to the disease. This case might occur when a disease is transmitted through close contact and thus has little chance of transmission between species. Similarly, the barrier to infection could be an ecologic factor, such as geographic isolation, which may be overcome by an anthropogenic change such as the introduction of exotic or invasive species. Thus, this case represents a potential emerging infectious disease in which the pathogen will become self-sustaining in H_2 once the initial barrier to infection has been crossed. This case may be the region of greatest future concern since a single transmission event can have devastating consequences because of

the high rate of within-species transmission in the target host.

Recent examples of potential emerging infectious diseases that were realized include the emergence of HIV-1 and HIV-2 in human populations, in which the close-contact nature of the infection process prevented transmission of simian immunodeficiency virus (SIV) from primates to humans (6,24). Another example is severe acute respiratory syndrome–associated coronavirus in humans, in which the primary transmission event is believed to be the result of close human contact with civet cats in China. Once the infection was successful, it spread rapidly throughout the human population by direct contact (25).

Factors Affecting Location of a Host-Pathogen Community

The location of a host-pathogen system within the continuum will be determined by characteristics of both host populations and the pathogen. For instance, the pathogen's transmission mode will greatly determine its likelihood of encountering new hosts (26). Parasites transmitted by close contact may have limited exposure to multiple species and thus transmission modes that decouple host-to-host contact (i.e., waterborne or soilborne transmission) will increase the opportunity for between-species transmission. Evidence from wild primates and humans shows that pathogens with direct contact transmission are associated with high host specificity (1,3). Therefore, host-pathogen systems should segregate along the f_{12} axis according to their transmission mode.

Furthermore, the evolutionary potential of a pathogen will affect its ability to infect a new host (2,27). Pathogens in taxa with high mutation rates, antigenic diversity, and short generation times may rapidly adapt to new hosts (28,29), and recent evidence suggests that RNA viruses are the most likely group to emerge in humans (26,30), possibly because of their high mutation rate (31). Thus, host-parasite systems may segregate along the f_{22} axis according to taxonomy. Similarly, the phylogenetic relationship between the reservoir and target host will have consequences for disease emergence; viruses are less likely to jump to new hosts as the phylogenetic distance between hosts increases (32).

However, host-pathogen systems are not static, and a community may move across the continuum either because of ecologic or evolutionary shifts of the host or pathogen (27). In particular, anthropogenic changes, such as environmental exploitation and the introduction of domestic animals into previously uninhabited areas, may increase exposure to the pathogen and drive such transitions. For instance, although transmission of SIV from chimpanzees to humans may have occurred on a number of distinct occasions (6), these spillovers remained isolated.

Only through various anthropogenic changes, including urbanization (increasing S_2) and increased global travel (increasing β_{22}) did the HIV pandemic take off in the 20th century.

In addition, pathogen evolution may greatly affect the likelihood of disease emergence by increasing the pathogen's basic reproductive ratio (R_0) (18,26). For example, avian influenza has emerged several times in human populations since 1997. Typically, limited human-to-human transmission exists ($\beta_{22} \approx 0$), so that although the avian reservoir (I_1) and susceptible human populations (S_2) are high, outbreaks are rare and isolated (i.e., occupying region 1 of the continuum). Only through recombination between strains and acquisition of human-specific respiratory epithelium receptors (thereby increasing β_{22}) could the virus evolve sufficient transmissibility to be sustained in the human population, which poses the greatest risk for pandemics (33). These genetic changes could shift avian flu from being a spillover to becoming a true multihost parasite, which would have serious implications for human health.

Stochastic Dynamics and Consequences for Vulnerable Host Populations

Theoretical and empiric evidence suggest that pathogens harbored by reservoir host populations are of particular concern because they can drive target hosts to extinction (34). Therefore, we must investigate population dynamic properties of different regions of the continuum and regions that pose the greatest risk for a target host. In a deterministic model, the invasion and persistence thresholds are the same and are determined by the pathogen's basic reproductive ratio (R_0); if $R_0 > 1$, an initial infection can both become established and persist. As shown by Dobson (15), R_0 for a pathogen in an asymmetric host community (with no back-transmission from the target host to the reservoir) is dominated by the largest within-species transmission term, which implies that infection dynamics in the 2 host populations are largely independent; once between-species transmission has occurred, infection in H_2 is driven solely by within- H_2 transmission. However, in the stochastic reality of the natural world, an established infection may fade out, and reinfection from H_1 could occur in the future (19). Therefore, we developed a stochastic analog of the above deterministic model to explore dynamics of the community-epidemiology continuum. The model was a discrete-time Monte Carlo simulation model, in which each event in model 1 (births, deaths, between- and within-species transmission) occurred probabilistically, and the next event was chosen at random based on those probabilities. The model was run 100 times for different combinations of within- and between-species transmission rates, and the infection status of the target host (H_2) was measured

as the mean prevalence over time, the proportion of time the pathogen was absent from H_2 (the proportion of time the pathogen faded out), and the proportion of runs in which the pathogen drove the host to extinction. This stochastic model is appropriate for exploring the dynamics of emerging infectious diseases not captured by continuous-time deterministic models, in particular when exposure of a target host to a pathogen from a reservoir is likely to occur at discrete intervals (27).

As in the deterministic case, low between- and within-species transmission prevents the pathogen from persisting in the target host (prevalence ≈ 0 , Figure 3A; proportion of time pathogen was absent $\approx 100\%$, Figure 3B). Increasing the exposure of H_2 to the pathogen (i.e., increasing β_{12}) leads to a gradual increase in both the prevalence of infection and the proportion of time the pathogen is present in H_2 . This increase applies even if within- H_2 transmission is negligible ($\beta_{22} \rightarrow 0$). Therefore, regular, high exposure to the pathogen from the reservoir can give the appearance of endemic infection, even if the pathogen cannot be sustained within the population (case 2: apparent multihost dynamics). Increasing the within- H_2 transmission rate (β_{22}) from very low levels has little impact on the prevalence of infection or the proportion of time H_2 is infected. Eventually, however, a point is reached at which increasing β_{22} suddenly allows the long-term persistence of the pathogen in H_2 . At this point, the persistence threshold is reached and the pathogen becomes endemic in H_2 , regardless of input from H_1 . This threshold can be approximated from the deterministic model by setting $\beta_{12} = 0$ and solving for $R_0 = 1$, which shows that β_{22} must be $> (d + r)/K$ for the pathogen to persist in the absence of input from H_1 (the horizontal line in Figure 3).

Increasing either between- or within-species transmission rates (β_{12} or β_{22}) leads to a point when the host is driven to extinction (Figure 3C), which highlights the danger of an emerging infectious disease; even if H_2 is a poor transmitter of the disease ($\beta_{22} \rightarrow 0$), repeated exposure from H_1 may be sufficient to drive the population to extinction. Analysis of the equivalent deterministic model (model 1) suggests that this threshold should be in the between-species transmission rate (β_{12}) only (host extinction is not affected by β_{22}) and is given by $\beta_{12} > dr/(d - r)$ for H_2 extinction to occur (shown by the vertical line in Figure 3). Thus, even if the probability that H_2 will contract the pathogen is very low ($\beta_{12} \rightarrow 0$), a single transmission event may spark an epidemic that completely decimates the population (region 3).

Implications for Disease Control

The correct classification of the different regions of the community-epidemiology continuum are of more than just semantic importance; quantifying the between- and within-species transmission rates and the location of a host-pathogen system within the continuum are vital to determine the appropriate control strategy. Haydon et al. (13) proposed 3 means of controlling infection in a target-reservoir system: 1) target control, which is aimed at controlling infection within the target population; 2) blocking tactics, to prevent transmission between the reservoir and target host population; and 3) reservoir control, which suppresses infection within the reservoir. These 3 control strategies correspond to reducing the within- and between-species transmission rates (β_{22} , β_{12} , and β_{11} , respectively). The benefits of each approach will vary according to the relative contributions different transmission processes

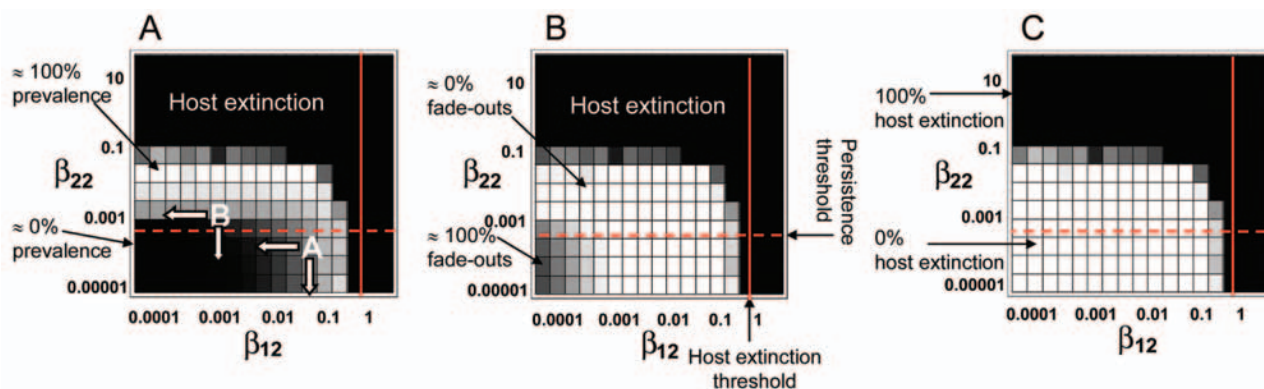


Figure 3. Stochastic model predictions of system behavior in β_{12} - β_{22} parameter space. Each square represents the average of 100 simulation runs. Two measures of pathogen persistence are shown: A) Mean prevalence of infection in H_2 , where black represents zero prevalence and white represents 100% prevalence, and B) Proportion of time in which the pathogen is absent (i.e., has faded out) from H_2 , where white represents zero fade-outs (i.e., the pathogen is always present in H_2) and black represents 100% fade-outs (i.e., the pathogen never infects H_2). C) Probability of pathogen-driven host extinction, where black represents the case in which all runs resulted in host extinction and white the case in which none of the runs resulted in host extinction. The horizontal dashed lines are the deterministic approximation threshold. The points marked A and B in panel A and the associated arrows represent different control scenarios for 2-host pathogen systems located at different points within the continuum (see text for details).

make to the overall prevalence in the new host (H_2). Our stochastic model showed that high exposure to the pathogen from the reservoir host can give the appearance of endemic infection in the target host, even if it cannot sustain the pathogen alone. In this case, the optimal control strategy is completely different from that used against a true multihost pathogen endemic in the target host. For a host-pathogen system in region 2 of the continuum (apparent multihost dynamics), where between-species transmission rates are high but within- H_2 transmission rates are low (point A in Figure 3A), the prevalence of infection in H_2 may be very high, but mounting a target control program aimed at reducing within- H_2 transmission is unlikely to be effective (the vertical arrow from point A in Figure 3A). However, blocking control, which would reduce transmission from the reservoir to the target host, may drastically reduce prevalence (the horizontal arrow from point A in Figure 3A). Conversely, similar levels of prevalence in H_2 may be observed for a host-pathogen system located in region 4 of the continuum (point B in Figure 3A) but because of fundamentally different processes. In this case, blocking tactics aimed at preventing transmission from the reservoir to the target host will be ineffectual (horizontal arrow from point B in Figure 3A), but target control may prove highly effective (vertical arrow from point B in Figure 3A). Therefore, establishing the initial location of a novel host-pathogen system within the community-epidemiology continuum and understanding the within- and between-species transmission rates are essential for optimizing vaccination and culling strategies to lessen the impact of disease.

Conclusions

This report provides a conceptual framework to understand the ecologic characteristics of disease emergence based on between- and within-species transmission rates involving a potential disease reservoir population and a target host population. Using this framework, we outlined 4 possible cases of long-term disease dynamics in the target host and showed that these outcomes occupy different regions of a 2-dimensional continuum described by the net between- and within-species transmission rates. Furthermore, the development of the community-epidemiology framework allows us to clarify the wealth of terminology currently used to describe disease occurrence in host communities, based on an understanding of the underlying ecologic and epidemiologic processes. In particular, the much-overused terms reservoir and spillover can be seen to have explicit definitions, depending on whether the pathogen can be sustained within the target host population.

By explicitly considering how the ecologic and evolutionary characteristics of hosts and pathogens combine to affect the between- and within-species transmission rates,

and the subsequent consequences for disease occurrence in a novel host, this framework highlights that current human diseases, domestic and wild animal diseases, and the threats of emerging infectious diseases can be understood by a quantitative framework of the underlying transmission processes. Given that most parasites can infect multiple host species and the recent surge of emerging infectious diseases in wildlife and human populations, understanding the dynamics of disease persistence in novel hosts has never been more important.

Acknowledgments

We thank S. Altizer for her enthusiasm about undertaking this project and helpful comments on the manuscript. We also thank J. Antonovics and M. Hood for comments on earlier drafts. This work was initiated at a workshop at Penn State University on the ecology and evolution of infectious diseases (Hudfest '03).

A.F. was funded by a fellowship from the National Environment Research Council.

Dr Fenton is a National Environment Research Council research fellow at the University of Liverpool. His research interests include the dynamics of host-parasite systems, emerging infectious diseases, and the evolution of parasite life-history strategies.


Dr Pedersen is a postdoctoral researcher in the Department of Biology at the University of Virginia. Her research interests include the ecology of wildlife diseases and multihost, multiparasite community dynamics.

References

1. Taylor LH, Latham SM, Woolhouse MEJ. Risk factors for human disease emergence. *Philos Trans R Soc Lond B Biol Sci.* 2001;356:983–9.
2. Cleaveland SC, Laurenson MK, Taylor LH. Diseases of humans and their domestic mammals: pathogen characteristics, host range and the risk of emergence. *Philos Trans R Soc Lond B Biol Sci.* 2001;356:991–9.
3. Pedersen AB, Altizer S, Poss M, Cunningham AA, Nunn CL. Patterns of host specificity and transmission among parasites of wild primates. *Int J Parasitol.* 2005;35:647–57.
4. Daszak P, Cunningham AA, Hyatt AD. Emerging infectious diseases of wildlife: threats to biodiversity and human health. *Science.* 2000;287:443–9.
5. Roelke-Parker ME, Munson L, Packer C, Kock R, Cleaveland S, Carpenter M, et al. A canine distemper virus epidemic in Serengeti lions (*Panthera leo*). *Nature.* 1996;379:441–5.
6. Hahn BH, Shaw GM, DeCock KM, Sharp PM. AIDS as a zoonosis: scientific and public health implications. *Science.* 2000;287:607–14.
7. Dobson A, Foufopolous J. Emerging infectious pathogens of wildlife. *Philos Trans R Soc Lond B Biol Sci.* 2001;356:1001–12.
8. Williams ES, Yuill T, Artois M, Fischer J, Haigh SA. Emerging infectious diseases in wildlife. *Rev Sci Tech.* 2002;21:139–57.
9. Bowers RG, Begon M. A host-host-pathogen model with free-living infective stages, applicable to microbial pest control. *J Theor Biol.* 1991;148:305–29.

10. Begon M, Bowers RG. Host-host- pathogen models and microbial pest control: the effect of host self regulation. *J Theor Biol.* 1994;169:275–87.
11. Begon M, Bowers RG. Beyond host-pathogen dynamics. In: Grenfell BT, Dobson AP, editors. *Ecology of infectious disease in natural populations.* Cambridge (UK): Cambridge University Press; 1995. p. 478–509.
12. Greenman JV, Hudson PJ. Parasite-mediated and direct competition in a two-host shared macroparasite system. *Theor Popul Biol.* 2000;57:13–34.
13. Haydon DT, Cleaveland S, Taylor LH, Laurenson MK. Identifying reservoirs of infection: a conceptual and practical challenge. *Emerg Infect Dis.* 2002;8:1468–73.
14. Holt RD, Dobson AP, Begon M, Bowers RG, Schaub EM. Parasite establishment in host communities. *Ecol Lett.* 2003;6:837–42.
15. Dobson A. Population dynamics of pathogens with multiple host species. *Am Nat.* 2004;164:S64–78.
16. Ashford RW. When is a reservoir not a reservoir? *Emerg Infect Dis.* 2003;9:1495–6.
17. Holt RD, Pickering J. Infectious disease and species coexistence: a model of Lotka-Volterra form. *Am Nat.* 1985;126:196–211.
18. Gandon S. Evolution of multihost parasites. *Evolution.* 2004;58:455–69.
19. Davis S, Begon M, de Bruyn, Ageyev VS, Klassovskiy NL, Pole SB, et al. Predictive thresholds for plague in Kazakhstan. *Science.* 2004;304:736–8.
20. Gog J, Woodroffe R, Swinton J. Disease in endangered metapopulations: the importance of alternative hosts. *Proc Biol Sci.* 2002;269:671–6.
21. Campbell GL, Marfin AA, Lanciotti RS, Gubler DJ. West Nile virus. *Lancet Infect Dis.* 2002;2:519–29.
22. Rhodes CJ, Atkinson RPD, Anderson RM, Macdonald DW. Rabies in Zimbabwe: reservoir dogs and the implications for disease control. *Philos Trans R Soc Lond B Biol Sci.* 1998;353:999–1010.
23. Dobson A, Meagher M. The population dynamics of brucellosis in the Yellowstone National Park. *Ecology.* 1996;77:1026–36.
24. Gao F, Bailes E, Robertson DL, Chen Y, Rodenburg CM, Michael SF, et al. Origin of HIV-1 in the chimpanzee *Pan troglodytes troglodytes*. *Nature.* 1999;397:436–41.
25. Guan Y, Zheng BJ, He YQ, Liu XL, Zhuang ZX, Cheung CL, et al. Isolation and characterization of viruses related to the SARS coronavirus from animals in southern China. *Science.* 2003;302:276–8.
26. Woolhouse MEJ, Taylor LH, Haydon DT. Population biology of multihost pathogens. *Science.* 2001;292:1109–12.
27. Antia R, Regoes RR, Koella JC, Bergstrom CT. The role of evolution in the emergence of infectious diseases. *Nature.* 2003;426:658–61.
28. Whitlock MC. The red queen beats the jack-of-all-trades: the limitations on the evolution of phenotypic plasticity and niche breadth. *Am Nat.* 1996;148:S65–77.
29. Gupta S, Ferguson N, Anderson R. Chaos, persistence, and evolution of strain structure in antigenically diverse infectious agents. *Science.* 1998;280:912–5.
30. Holmes EC, Rambaut A. Viral evolution and the emergence of SARS coronavirus. *Philos Trans R Soc Lond B Biol Sci.* 2004;359:1059–65.
31. Drake JW, Charlesworth B, Charlesworth D, Crow JF. Rates of spontaneous mutation. *Genetics.* 1998;148:1667–86.
32. DeFilippis VR, Villarreal LP. An introduction to the evolutionary ecology of viruses. In: Hurst CJ, editor. *Viral ecology.* San Diego (CA): Academic Press; 2000. p. 126–208.
33. Webby RJ, Webster RG. Are we ready for pandemic influenza? *Science.* 2003;302:1519–22.
34. de Castro F, Bolker B. Mechanisms of disease-induced extinction. *Ecol Lett.* 2004;7:117–26.

Address for correspondence: Andy Fenton, School of Biological Sciences, Biosciences Building, Crown St, University of Liverpool, Liverpool L69 7ZB, UK; fax: 44-151-795-4408; email: a.fenton@liverpool.ac.uk



**ICEID
2006**

**March 19-22, 2006
Atlanta, GA USA**

*Which infectious diseases are emerging?
Whom are they affecting?
Why are they emerging now?
What can we do to prevent and control them?*

**International Conference
on Emerging Infectious Diseases**

Late-breaker Abstracts Submissions
Due February 1
See www.iceid.org



**International Symposium
on Emerging Zoonoses
Medical and Veterinary
Partnerships To Address Global
Challenges**

**March 22-24, 2006
Marriott Marquis Hotel
Atlanta Georgia USA**

**For Symposium agenda and registration
information visit www.isezconference.org**