



THE UNIVERSITY *of* EDINBURGH

Edinburgh Research Explorer

Effects of CYP2C19 genotype on outcomes of clopidogrel treatment

Citation for published version:

Paré, G, Mehta, SR, Yusuf, S, Anand, SS, Connolly, SJ, Hirsh, J, Simonsen, K, Bhatt, DL, Fox, KAA & Eikelboom, JW 2010, 'Effects of CYP2C19 genotype on outcomes of clopidogrel treatment', *New England Journal of Medicine*, vol. 363, no. 18, pp. 1704-14. <https://doi.org/10.1056/NEJMoa1008410>

Digital Object Identifier (DOI):

[10.1056/NEJMoa1008410](https://doi.org/10.1056/NEJMoa1008410)

Link:

[Link to publication record in Edinburgh Research Explorer](#)

Document Version:

Early version, also known as pre-print

Published In:

New England Journal of Medicine

General rights

Copyright for the publications made accessible via the Edinburgh Research Explorer is retained by the author(s) and / or other copyright owners and it is a condition of accessing these publications that users recognise and abide by the legal requirements associated with these rights.

Take down policy

The University of Edinburgh has made every reasonable effort to ensure that Edinburgh Research Explorer content complies with UK legislation. If you believe that the public display of this file breaches copyright please contact openaccess@ed.ac.uk providing details, and we will remove access to the work immediately and investigate your claim.



Effects of CYP2C19 genotypes on clopidogrel treatment in the CURE and ACTIVE trials

Guillaume Pare MD

Canada Research Chair in Genetic and Molecular Epidemiology



Background

- Assumption that CYP2C19 poor metabolizers do not convert the pro-drug into the active metabolite and thus do not derive clinical benefit of treatment
- “Box warning” from FDA of reduced effectiveness of clopidogrel in patients who are poor metabolizers
 - Use of a higher dose of clopidogrel
 - Use of an alternative antiplatelet agent

CYP2C19 Alleles

3 allele classes

- “Wild type” (*1): 63%
- Loss-of-function (*2, *3): 13%
- Gain-of-function (*17): 24%

5 metabolizer phenotypes

- Poor: 2 loss-of-function alleles (2%)
- Intermediate: 1 loss-of-function and 1 wild type alleles (16%)
- Extensive: 2 wild type alleles (39%)
- Ultra: 1 or 2 gain-of-function alleles (37%)
- Unknown: 1 gain-of-function and 1 loss-of-function alleles (6%)

2 carrier status

- Loss-of-function carriers (1 or more *2, *3): 24%
- Gain-of-function carriers (1 or more *17): 41%

CURE Trial

- 12,562 ACS patients without ST-segment elevation
 - Randomized to Clopidogrel (75mg) or Placebo
 - On a background of ASA (75 mg to 325 mg)
 - Average follow-up of 9 months
- Outcomes
 - First Primary: CV death, MI, Stroke
 - Second Primary: First primary, or recurrent ischemia, or UA
 - Safety: Major bleed (life-threatening or not)

CURE Genetics Baseline Characteristics

- The benefit of clopidogrel treatment on the first primary composite efficacy outcome was similar to the parent study:

CURE Overall: 582 events, 9.3 % versus 719 events, 11.4%; HR=0.80 95% CI 0.72-0.90, P<0.001

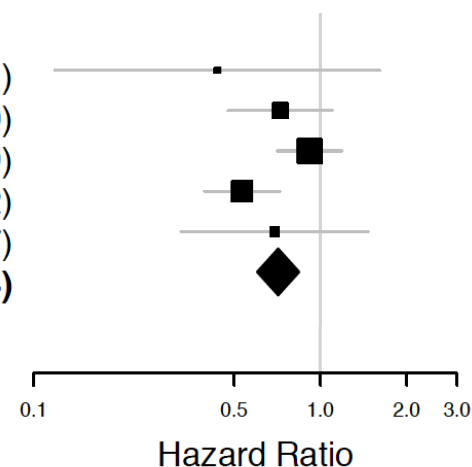
CURE-Genetics: 231 events, 9.1% versus 316 events, 12.6%; HR=0.71 95% CI 0.60-0.84, P<0.001

Characteristic	OVERALL			CURE-Genetics		
	Placebo	Clopidogrel	Total	Placebo	Clopidogrel	Total
N	6303	6259	12562	2510	2549	5059
Female (%)	38.3	38.7	38.5	40.9	41.2	41.0
Age	64.2 (11.3)	64.2 (11.3)	64.2 (11.3)	63.9 (11.1)	63.8 (11.0)	63.8 (11.0)
BMI	27.4 (4.1)	27.4 (4.1)	27.4 (4.1)	27.6 (4.1)	27.7 (4.2)	27.6 (4.2)
Diabetes (%)	22.8	22.4	22.6	21.5	20.7	21.1
Smoking (%)	22.7	23.4	23.0	21.6	23.1	22.4
SBP	134.1 (22.0)	134.4 (22.5)	134.2 (22.2)	134.6 (22.0)	135.5 (22.3)	135.0 (22.1)
PCI without stent	4.0	3.7	3.9	3.9	3.2	3.5
PCI with stent	17.3	17.3	17.3	13.5	15.5	14.5
CABG	16.8	16.2	16.5	16.3	15.9	16.1

CURE – Metabolizer Phenotypes

- First primary composite outcome

Metabolizer Phenotype	Placebo Event Rate	Clopidogrel Event Rate	Hazard Ratio (95% CI)
Poor	10.9% (6/55)	6.6% (4/61)	0.44 (0.12–1.61)
Intermediate	12.2% (54/442)	8.5% (37/437)	0.72 (0.48–1.10)
Extensive	12.3% (121/987)	10.8% (112/1033)	0.92 (0.71–1.19)
Ultra	13.6% (112/826)	7.8% (66/847)	0.53 (0.39–0.72)
Unknown	10.2% (18/176)	7.2% (11/152)	0.69 (0.33–1.47)
Total	12.5% (311/2486)	9.1% (230/2530)	0.71 (0.60–0.84)

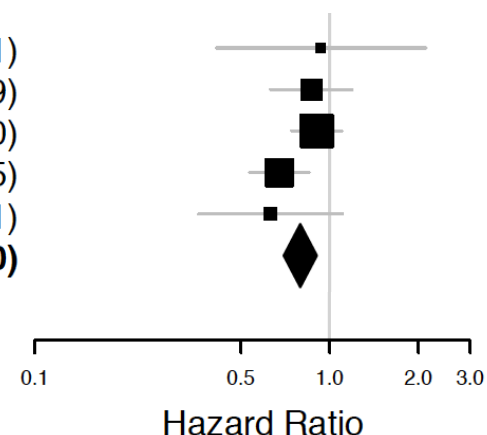


Heterogeneity P-value = 0.12

CURE – Metabolizer Phenotypes

- Second primary composite outcome

Metabolizer Phenotype	Placebo Event Rate	Clopidogrel Event Rate	Hazard Ratio (95% CI)
Poor	20.0% (11/55)	21.3% (13/61)	0.93 (0.41–2.11)
Intermediate	19.0% (84/442)	16.0% (70/437)	0.87 (0.63–1.19)
Extensive	20.9% (206/987)	18.7% (193/1033)	0.90 (0.74–1.10)
Ultra	20.2% (167/826)	14.5% (123/847)	0.68 (0.53–0.85)
Unknown	19.3% (34/176)	12.5% (19/152)	0.63 (0.36–1.11)
Total	20.2% (502/2486)	16.5% (418/2530)	0.79 (0.70–0.90)

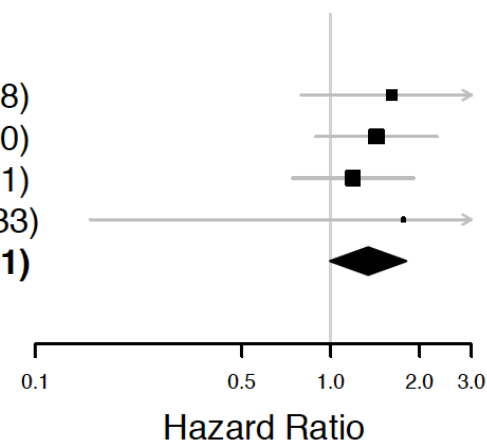


Heterogeneity P-value = 0.29

CURE – Metabolizer Phenotypes

- Major bleeding

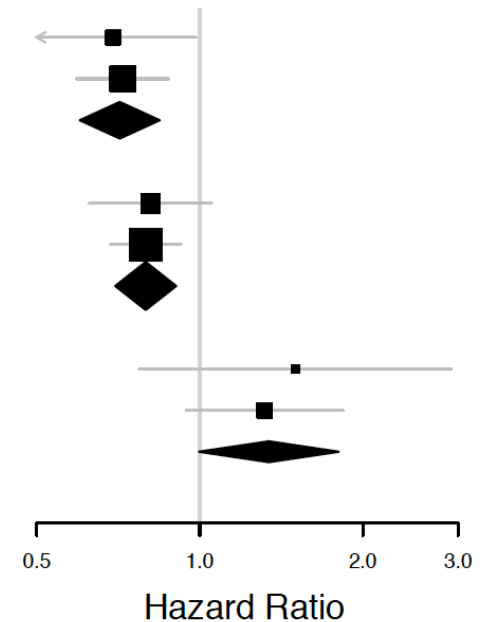
Metabolizer Phenotype	Placebo Event Rate	Clopidogrel Event Rate	Hazard Ratio (95% CI)
Poor	1.8% (1/55)	0.0% (0/61)	N/A
Intermediate	2.9% (13/442)	4.3% (19/437)	1.61 (0.79–3.28)
Extensive	2.9% (29/987)	4.1% (42/1033)	1.43 (0.89–2.30)
Ultra	3.8% (31/826)	4.6% (39/847)	1.19 (0.74–1.91)
Unknown	0.6% (1/176)	1.3% (2/152)	1.77 (0.15–20.33)
Total	3.0% (75/2486)	4.0% (102/2530)	1.34 (1.00–1.81)



Heterogeneity P-value = 0.64

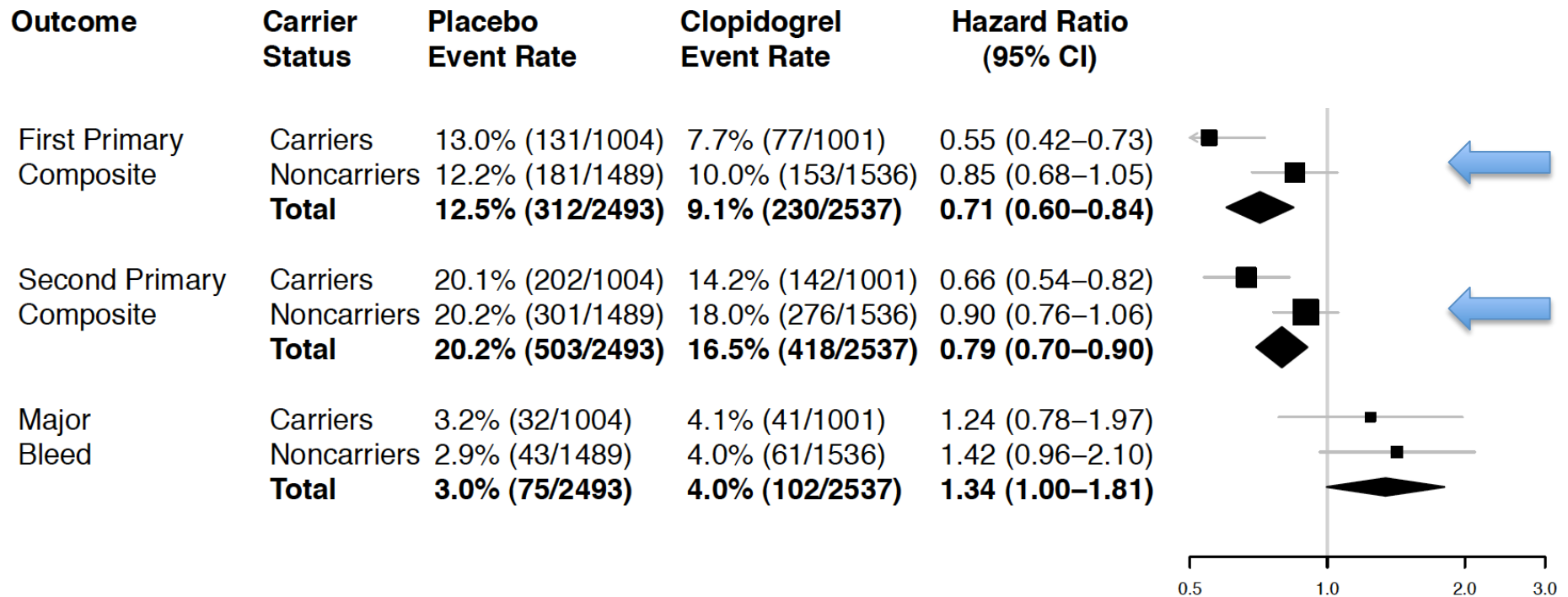
CURE – Loss-of-Function Carrier Status

Outcome	Carrier Status	Placebo Event Rate	Clopidogrel Event Rate	Hazard Ratio (95% CI)
First Primary Composite	Carriers	11.6% (78/674)	8.0% (52/651)	0.69 (0.49–0.98)
	Noncarriers	13.0% (236/1819)	9.5% (179/1886)	0.72 (0.59–0.87)
	Total	12.6% (314/2493)	9.1% (231/2537)	0.71 (0.60–0.84)
Second Primary Composite	Carriers	19.0% (128/674)	15.7% (102/651)	0.81 (0.63–1.05)
	Noncarriers	20.7% (376/1819)	16.8% (317/1886)	0.79 (0.68–0.92)
	Total	20.2% (504/2493)	16.5% (419/2537)	0.79 (0.70–0.90)
Major Bleed	Carriers	2.2% (15/674)	3.2% (21/651)	1.50 (0.77–2.92)
	Noncarriers	3.3% (60/1819)	4.3% (81/1886)	1.32 (0.94–1.84)
	Total	3.0% (75/2493)	4.0% (102/2537)	1.34 (1.00–1.81)



No heterogeneity for the first primary (P=0.84), second primary (P=0.87) or safety (P=0.74) endpoint

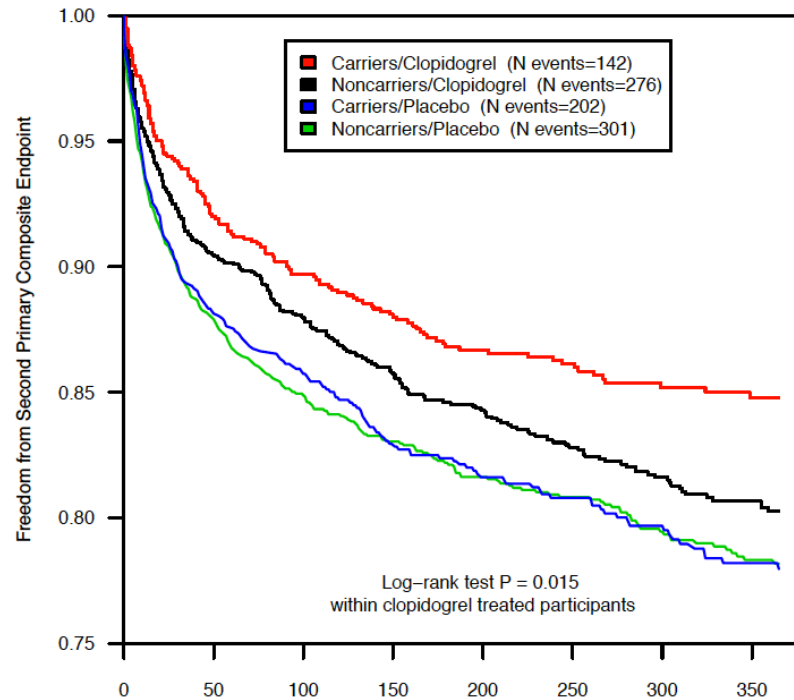
CURE – Gain-of-Function Carrier Status



Significant heterogeneity for the first (P=0.02) and second (P=0.03) primary endpoints.

No heterogeneity for the safety (P=0.66) endpoint.

CURE – Freedom From Second Primary Endpoint According to GOF Carrier Status



No. at Risk	Days After Randomization							
	0	50	100	150	200	250	300	350
Carriers Clopidogrel	1001	919	882	780	664	592	467	390
Noncarriers Clopidogrel	1536	1386	1319	1174	1035	897	736	612
Carriers Placebo	1004	883	851	740	629	551	453	374
Noncarriers Placebo	1489	1310	1251	1122	970	842	701	572

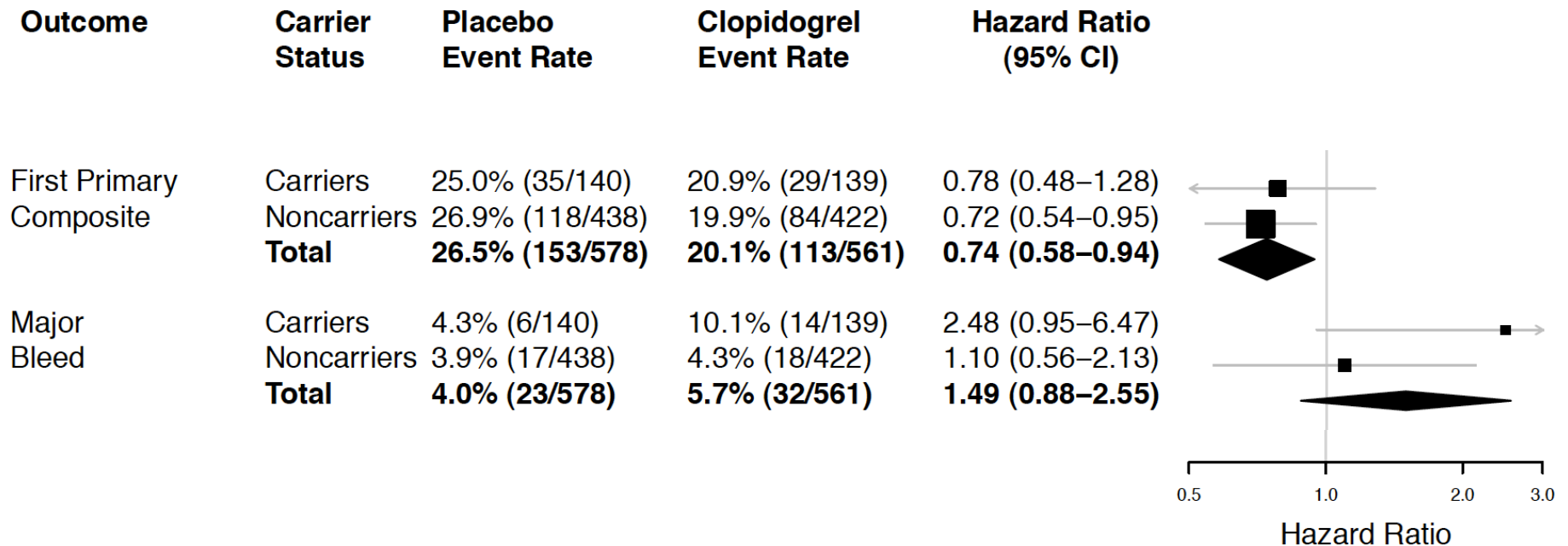
ACTIVE-A Trial

- 7,554 high-risk AF patients ineligible to warfarin randomized to clopidogrel (75mg) or Placebo on a background of ASA (75-100 mg)
- Median follow-up 3.6 years
- Primary efficacy: Stroke, MI, non-CNS embolism, CV Death
- 1156 patients included in ACTIVE-Genetics, with similar characteristics as in the main study
- Similar benefit of clopidogrel treatment in ACTIVE-Genetics as in the parent study

ACTIVE Overall: 832 events, 22.1 % versus 924 events, 24.4%; HR=0.89 95% CI 0.81-0.98, P=0.01

ACTIVE-Genetics: 114 events, 20.0% versus 154 events, 26.3%; HR=0.74 95% CI 0.58-0.94, P=0.01

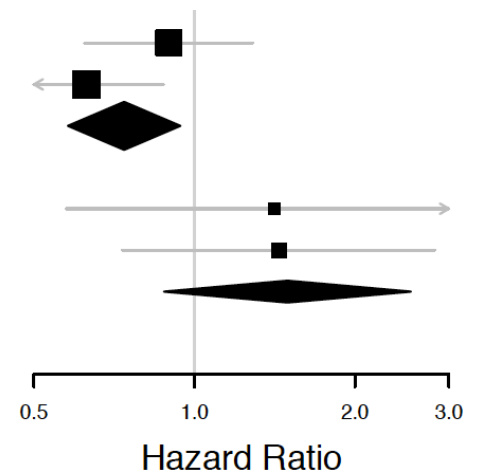
ACTIVE – Loss-of-Function Carrier Status



No heterogeneity for the primary (P=0.73) or safety (P=0.16) endpoints.

ACTIVE – Gain-of-Function Carrier Status

Outcome	Carrier Status	Placebo Event Rate	Clopidogrel Event Rate	Hazard Ratio (95% CI)
First Primary Composite	Carriers	25.8% (61/236)	21.8% (57/261)	0.90 (0.62–1.29)
	Noncarriers	27.2% (93/342)	18.4% (56/305)	0.63 (0.45–0.88)
	Total	26.6% (154/578)	20.0% (113/566)	0.74 (0.58–0.94)
Major Bleed	Carriers	3.4% (8/236)	4.6% (12/261)	1.41 (0.57–3.46)
	Noncarriers	4.4% (15/342)	6.6% (20/305)	1.44 (0.73–2.82)
	Total	4.0% (23/578)	5.7% (32/566)	1.49 (0.88–2.55)



No heterogeneity for the primary (P=0.17) or safety (P=0.96) endpoints.

Conclusion

- No effect of CYP2C19 loss-of-function alleles on efficacy and safety in CURE and ACTIVE
- Suggests there is no need for genotyping loss-of-function alleles in these populations
- Effect of gain-of-function allele on efficacy endpoints observed in CURE participants

Thanks!

CURE/ACTIVE Genetics Team

G. Pare

S. Mehta

S. Yusuf

S. Anand

S. Connolly

J. Hirsh

K. Simonsen

K. Fox

D. Bhatt

J. Eikelboom

With support from BMS and sanofi-aventis

