



THE UNIVERSITY *of* EDINBURGH

Edinburgh Research Explorer

User Experiences of an Electronic Personal Health Record for Diabetes

Citation for published version:

Conway, NT, Allardice, B, Wake, DJ & Cunningham, SG 2018, 'User Experiences of an Electronic Personal Health Record for Diabetes', *Journal of Diabetes Science and Technology*, pp. 1932296818818837. <https://doi.org/10.1177/1932296818818837>

Digital Object Identifier (DOI):

[10.1177/1932296818818837](https://doi.org/10.1177/1932296818818837)

Link:

[Link to publication record in Edinburgh Research Explorer](#)

Document Version:

Peer reviewed version

Published In:

Journal of Diabetes Science and Technology

Publisher Rights Statement:

This is the author's peer-reviewed manuscript as accepted for publication.

General rights

Copyright for the publications made accessible via the Edinburgh Research Explorer is retained by the author(s) and / or other copyright owners and it is a condition of accessing these publications that users recognise and abide by the legal requirements associated with these rights.

Take down policy

The University of Edinburgh has made every reasonable effort to ensure that Edinburgh Research Explorer content complies with UK legislation. If you believe that the public display of this file breaches copyright please contact openaccess@ed.ac.uk providing details, and we will remove access to the work immediately and investigate your claim.



Journal of Diabetes Science and Technology

User Experiences of an Electronic Personal Health Record for Diabetes

| | |
|-------------------------------|---|
| Journal: | <i>Journal of Diabetes Science and Technology</i> |
| Manuscript ID | DST-18-0167.R1 |
| Manuscript Type: | Original Article |
| Date Submitted by the Author: | n/a |
| Complete List of Authors: | Conway, Nicholas; NHS Tayside, Tayside children's hospital; University of Dundee, Cardiovascular and diabetes medicine Allardice, Brian; University of Dundee, Cardiovascular and diabetes medicine Wake, Deborah; University of Edinburgh Division of Health Sciences Cunningham, Scott; University of Dundee, Cardiovascular and diabetes medicine |
| Keywords: | diabetes mellitus, eHealth, electronic health record, patient portal, questionnaire |
| Abstract: | <p>Background My Diabetes My Way (MDMW) is an electronic Personal Health Record (ePHR) that provides access to educational resources and clinical data to people with diabetes in Scotland. This questionnaire study aims to assess user experience, barriers to access, and inform future development.</p> <p>Methods All active MDMW users (n=3,797) were invited to complete an online questionnaire in May 2015, surveying usage patterns and system utility. A "utility score" was calculated, based on responses to Likert-scale questions and used as the dependent variable within regression analysis, with demographic features as independent predictors. Free-text responses were analysed thematically and presented using descriptive statistics.</p> <p>Results 1,095/3,797 (27.5%) active users completed the survey. 690/1,095 (63%) were male. There was representation of all age and socioeconomic groups. Respondents were positive regarding the system utility, which met expectations. The majority of respondents believed that online access to diabetes information has the potential to improve diabetes self-care within the population. The most valued features were personal clinical data associated visualisations. The main problems cited were data accuracy and system access(i.e. log in procedure). Perceived usefulness of the system was inversely associated with duration of diabetes, which was the only significant predictor of utility score.</p> <p>Conclusions This study has demonstrated that MDMW users find the system useful in supporting diabetes self-management. The system was found to have</p> |

1
2
3
4
5
6
7
8
9
10
11
12
13
14
15
16
17
18
19
20
21
22
23
24
25
26
27
28
29
30
31
32
33
34
35
36
37
38
39
40
41
42
43
44
45
46
47
48
49
50
51
52
53
54
55
56
57
58
59
60

| | |
|--|--|
| | greatest utility amongst those most recently diagnosed with diabetes. This study has informed further development of the service, including enhancing data visualisation and the need to improve access to the system. |
| | |



Original paper: User Experiences of an Electronic Personal Health Record for Diabetes

Authors:

NT Conway MBChB MRCPCH MPH MD; B Allardice BSc (Hons); DJ Wake BSc(Hons),

MBChB(Hons), PhD, MSc (Clin Education); SG Cunningham BSc (Hons) PhD

Dr Nicholas Conway MBChB MRCPCH MPH MD, Consultant paediatrician, NHS Tayside,

MACHS Building, Ninewells hospital, Dundee. DD1 9SY. Tel: 01382 660111. Email:

n.z.conway@dundee.ac.uk (designated author).

Mr Brian Allardice Mr Brian Allardice BSc (Hons), Software Developer, School of

Medicine, University of Dundee, MacKenzie Building, Kirsty Semple Way, Dundee. DD2

4BF. Tel: 01382 383762. Email: bzallardice@dundee.ac.uk

Dr Deborah Wake BSc(Hons), MBChB(Hons), PhD, MSc (Clin Education).

Consultant/clinical reader, University of Edinburgh, Usher institute, BQ9, Little France,

Edinburgh, EH16 4UX. Email: D.wake@edu.ac.uk

Dr Scott Cunningham BSc (Hons) PhD, Senior Research Fellow, School of Medicine,

University of Dundee, MacKenzie Building, Kirsty Semple Way, Dundee. DD2 4BF.

Phone: 01382 386661. Email: sgycunningham@dundee.ac.uk

Keywords

diabetes mellitus; eHealth; electronic health record; patient portal; questionnaires.

1
2
3
4
5
6
7
8
9
10
11
12
13
14
15
16
17
18
19
20
21
22
23
24
25
26
27
28
29
30
31
32
33
34
35
36
37
38
39
40
41
42
43
44
45
46
47
48
49
50
51
52
53
54
55
56
57
58
59
60

Figures and Word count

2 figures, 4 tables, 3,463 words

For Peer Review

Abstract

Background

My Diabetes My Way (MDMW) is an electronic Personal Health Record (ePHR) that provides access to educational resources and clinical data to people with diabetes in Scotland. This questionnaire study aims to assess user experience, barriers to access, and inform future development.

Methods

All active MDMW users (n=3,797) were invited to complete an online questionnaire in May 2015, surveying usage patterns and system utility. A “utility score” was calculated, based on responses to Likert-scale questions and used as the dependent variable within regression analysis, with demographic features as independent predictors. Free-text responses were analysed thematically and presented using descriptive statistics.

Results

1,095/3,797 (27.5%) active users completed the survey. 690/1,095 (63%) were male. There was representation of all age and socioeconomic groups. Respondents were positive regarding the system utility, which met expectations. The majority of respondents believed that online access to diabetes information has the potential to improve diabetes self-care within the population. The most valued features were personal clinical data associated visualisations. The main problems cited were data accuracy and system access (i.e. log in procedure). Perceived usefulness of the system was inversely associated with duration of diabetes, which was the only significant predictor of utility score.

1
2
3 **Conclusions**
4

5 This study has demonstrated that MDMW users find the system useful in supporting
6 diabetes self-management. The system was found to have greatest utility amongst
7 those most recently diagnosed with diabetes. This study has informed further
8 development of the service, including enhancing data visualisation and the need to
9 improve access to the system.
10
11
12
13
14
15
16
17
18
19
20
21
22
23
24
25
26
27
28
29
30
31
32
33
34
35
36
37
38
39
40
41
42
43
44
45
46
47
48
49
50
51
52
53
54
55
56
57
58
59
60

For Peer Review

Introduction

My Diabetes My Way (MDMW)[1] is the NHS Scotland interactive website for people with diabetes and their carers. It contains a variety of multimedia resources aimed at improving self-management, including: traditional information leaflets, interactive educational tools, and videos describing complications.

MDMW was launched in 2008, initially as an open access website containing the above resources. From 2010, MDMW has offered its users access to their clinical data via its novel electronic personal health record (ePHR). The service was initially developed by the University of Dundee but is now available to all people with diabetes in Scotland (approximately 300,000 [2]). By the end of 2015, there were nearly 17,000 registered users (6% of people with diabetes in Scotland), distributed evenly throughout all NHS boards in Scotland [3]. Use of MDMW is associated with improved glycaemic control and other clinical outcomes [4]

In order to enrol, a patient must verify their email address and consent to their data being made available to them online. This ePHR links to SCI-Diabetes, NHS Scotland's flagship diabetes record [5]. This system includes data from primary and secondary care, specialist screening systems (retinopathy screening, podiatry, etc) and laboratories. These data include diagnostic information, demographics, process outcomes, screening results, medication and clinical correspondence. The system provides a more complete overview of diabetes than would be available from any single data source, such as an isolated primary care or hospital clinic database.

1
2
3 The MDMW ePHR takes a subset of data from SCI-Diabetes, focusing on key diabetes
4 indicators, such as HbA1c, blood pressure, body mass index, etc. Alongside these data is
5
6 descriptive text explaining each assessment, detailing why they are recorded and what
7
8 normal range values are. Further educational materials are presented alongside clinical
9
10 results and are tailored to those using the service. For example, foot care advice is
11
12 based on the patient's recorded foot risk assessment category. History graphs and
13
14 tables allow individuals to track changes over time for the full duration of their clinical
15
16 record from multiple electronic data sources. MDMW aims to provide highly tailored
17
18 information and provides advice based on the Diabetes UK "15 Healthcare Essentials"
19
20 campaign [6]. Patients can also manually enter home-recorded information (weight,
21
22 blood pressure, etc), or automatically upload blood glucose results. Users receive a
23
24 monthly MDMW newsletter via email. In addition, users who have not logged in to
25
26 MDMW for 6 months are contacted directly to assist them in accessing their account.
27
28
29
30
31

32
33 This study aims to assess users' experience of MDMW, with regards to perceived
34
35 benefits and shortcomings. In particular, we aimed to characterise users' attitudes to
36
37 accessing their ePHR via online means, assess whether the service is meeting user
38
39 expectations, and survey users to inform desired future developments of the system.
40
41
42

43 Methods

44
45 A 35-item questionnaire was devised and written in an electronic format for completion
46
47 online. The questionnaire aimed to gather feedback on 3 main areas, presented on
48
49 separate pages: the registration process and usage patterns (6 items), the utility of the
50
51 system (17 Likert-scale items plus one free text item), and support services for the
52
53 system (5 items). Finally, the questionnaire offered free text responses to allow users
54
55
56
57
58
59
60

1
2
3 to identify the best parts of the system, the worst parts, and desirable features that are
4
5 not currently available. The questionnaire was developed by principal investigator, in
6
7 conjunction with the MDMW steering group (consisting of lay and health professional
8
9 members) and was previously piloted amongst MDMW users.

10
11
12
13 An invite was emailed to all active, registered MDMW users (convenience sample,
14
15 n=3,797) in May 2015. Active users were defined as those that logged in to the system
16
17 at any point following the registration process. The invite email contained a link to the
18
19 questionnaire that was live to respondents for a period of 1 month from the date of
20
21 invite. Survey completion was completely voluntary, with no impact on access to the
22
23 MDMW site and no incentives to complete. No reminder emails were sent. The survey
24
25 was hosted by a proprietary company (SurveyMonkey [7]), using a generic template. All
26
27 questionnaire items were voluntary, with no completeness check or other forms of data
28
29 validation. Respondents could amend responses to all items prior to final submission.
30
31
32 The URL to access the questionnaire contained a de-identified “key”, restricting
33
34 respondents to a single response and ensuring that the survey was closed to those
35
36 without the invite email. This “key” also allowed responses to be retrospectively
37
38 matched to user account details. Demographic variables were then extracted from the
39
40 MDMW system, thereby removing the need for respondents to provide personal
41
42 identifiers or information.
43
44
45

46
47 Likert-scale responses for system utility were summed and divided by the maximum
48
49 possible value to provide a “utility score” out of 1 (0 = low utility, 1 = high utility). The
50
51 utility score was used as the dependent variable within a regression analysis (see
52
53 below). Likert responses were also collapsed into “agree”, “neutral” and “disagree”
54
55
56
57

1
2
3 categories, for the purposes of graphical representation. Free text responses were
4
5 thematically analysed by the lead author and coded by theme, thereby enabling
6
7 descriptive statistics to be calculated. The denominator used to calculate percentages
8
9 varied according to the number of responses for each item. For free text responses,
10
11 responses often contained more than one theme, in which case this was coded to allow
12
13 aggregates to be calculated appropriately.
14
15

16
17 Demographic variables were available for all active users and included age, ethnicity,
18
19 sex, diabetes type and duration, and socioeconomic status (SES). SES was derived from
20
21 the Scottish Index of Multiple Deprivation (SIMD), obtained from home postcode and
22
23 expressed in quintiles ranging from most deprived to least deprived [8]. Respondents'
24
25 SES was compared with non-respondents, as was the system usage in the year prior to
26
27 the questionnaire invite. Multivariable regression analysis was used to identify groups
28
29 of respondents which felt that the system has greatest utility. Demographic groups
30
31 were compared using Mann Whitney U test. Regression was also used to explore
32
33 demographic predictors of system usage
34
35

36
37
38 This project was a service improvement project, therefore was not subject to medical
39
40 research ethics review. All invites to complete the questionnaire were sent to MDMW
41
42 users who previously consented to receive unsolicited email from the MDMW team
43
44 (consent obtained at initial enrolment).
45
46

47 48 Results

49
50 1,095/3,797 (27.5%) active users completed the survey.
51
52

53
54 690/1,095 (63%) were male. 789/1,095 (72%) had T2D, 290/1,095 (27%) had T1D, with
55
56 the remainder having other types of diabetes. Age was normally distributed around the
57

mean of 58 years (SD 12, range 18-88). There was a representation from all socioeconomic groups, however there were a greater number of respondents from the least deprived categories. There was no significant difference in SES between respondents and non-respondents - (see Figure 1).

The vast majority of respondents (873/1,095, 80%) identified as “White” (British, Irish or Scottish). 80/1,055 (7%) were in other minority groups, with the remainder being unknown. Duration of diabetes ranged from 1 month to 61 years and was skewed towards those more recently diagnosed (median duration 91 months, interquartile range 155). Those with T2D had had diabetes for significantly less time than those with T1D (median months (IQR): 69 (118) versus 224 (307), $p < 0.001$). Those with T2D were also significantly older (years (SD): 61(10) versus 50(13), $p < 0.001$).

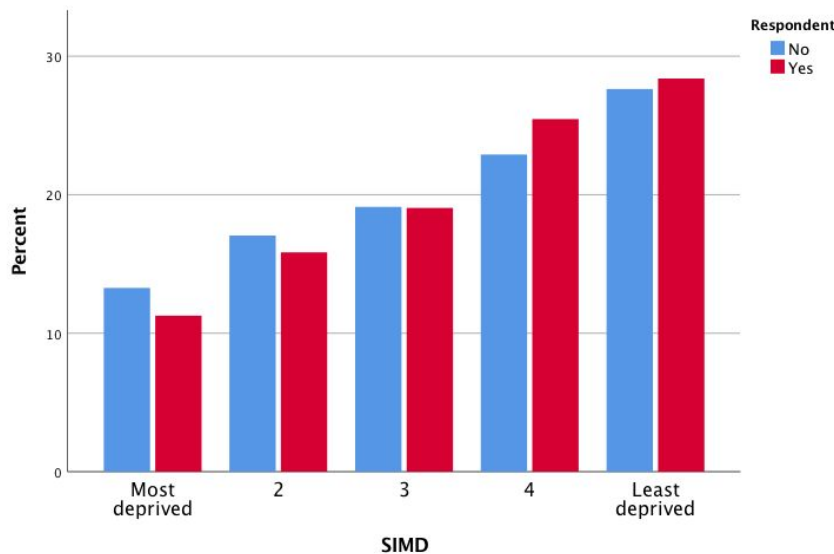


Figure 1. Scottish Index of Multiple Deprivation (SIMD) quintiles for all MDMW users invited to complete the survey. Percentages calculated for each legend category.

Approximately a third of users became aware of MDMW via publicity material at the hospital clinic 358/1095 (33%), a third via material at the GP surgery (324/1095 (30%).

1
2
3 The majority of the remainder became aware of MDMW via online means (206/1095,
4 18.8%). Most users access the system from home (876/966, 80%), during the evening
5 or night (611/946, 55%), with no set day on which they do so (938/968, 86%). In the
6 year prior to completing the questionnaire, respondents accessed the system
7 significantly more than non-respondents (median number of log ins (IQR): 5 (8) versus 1
8 (4), $p < 0.001$). Those with Type 2 diabetes accessed the system significantly more than
9 those with Type 1 diabetes (median log ins (IQR): 5 (9) versus 4 (6), $p = 0.001$). There
10 were no other significant demographic predictors of system usage, including SES.
11
12 Respondents' agreement to a variety of statements is provided in Figure 2. The
13 statement that elicited the most agreement with users related to the usefulness of the
14 graphs (818/989, 83% agree that they were helpful, 348/989 (35%) of whom were in
15 strong agreement). A similar number of users were confident in the security of the data
16 within the system (799/990 (81%), 316/990 (34%) of whom were in strong agreement
17 with the statement regarding confidence in data security). A sizable majority were also
18 of the belief that MDMW has the potential to significantly improve diabetes self-care
19 within the population (803/985, 82%), with 331/985 (34%) in strong agreement.
20
21
22
23
24
25
26
27
28
29
30
31
32
33
34
35
36
37
38
39
40
41
42
43
44
45
46
47
48
49
50
51
52
53
54
55
56
57
58
59
60

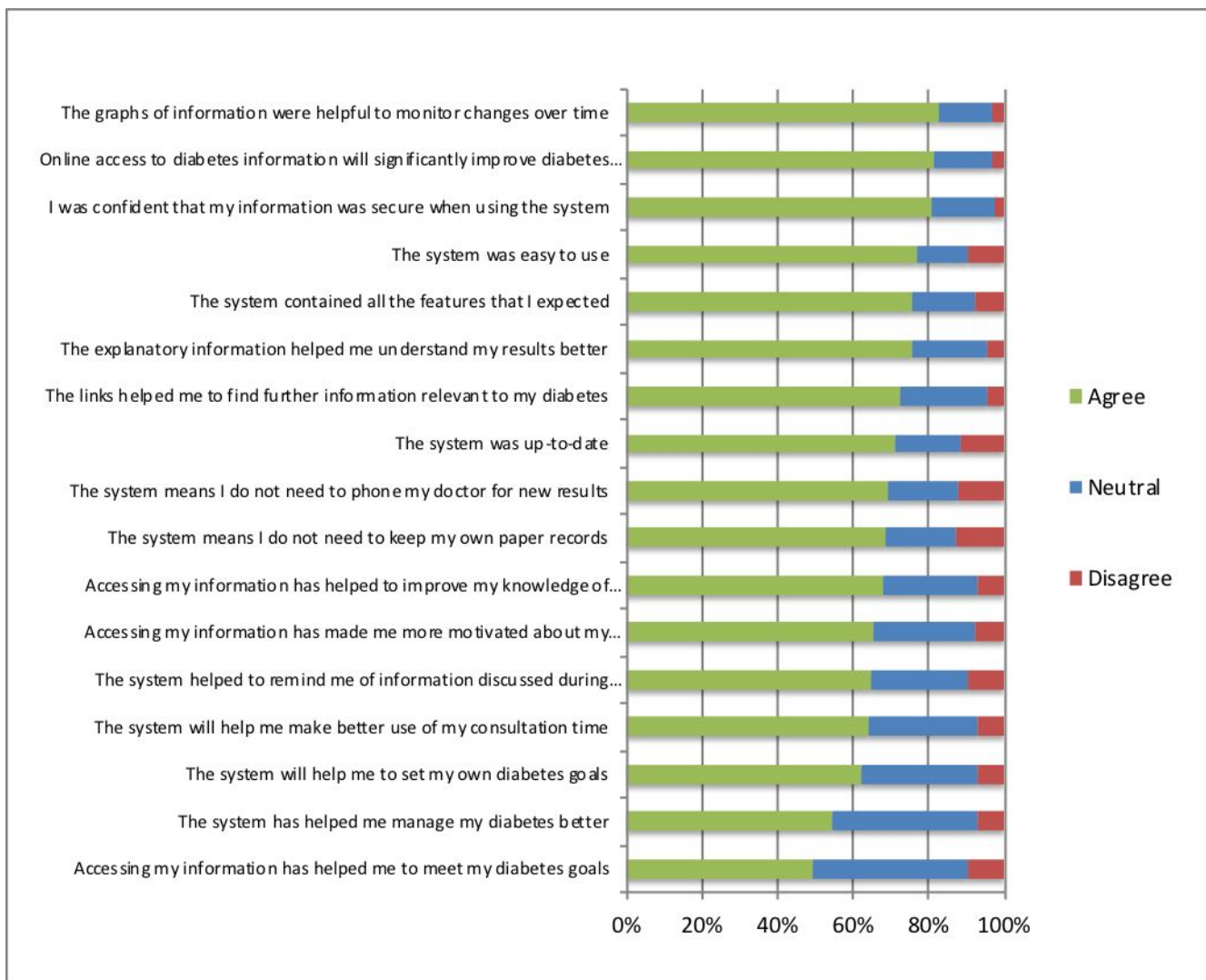


Figure 2. Collapsed responses to statements regarding system utility (n=985-997), listed by decreasing order of agreement.

Of the 1,095 respondents, 916 (84%) answered all 17 items relating to system utility, thereby allowing a utility score to be calculated. The utility score was skewed towards higher scores, with a median of 0.78 (interquartile range 0.14). Utility score was inversely associated with duration of diabetes, which was a highly significant predictor ($p < 0.001$). Both duration of diabetes and type of diabetes were significant univariable predictors of utility score, however type of diabetes was not significant when entered simultaneously with duration – Table 1. Socio-economic status was not predictive of utility score, although there was a (non-significant) trend for lower utility scores within

the less deprived groups. System usage in the year prior to completing the questionnaire did not predict utility score.

Table 1. Univariable and multivariable predictors of MDMW utility score. Univariable predictors significant to $p < 0.1$ entered into multivariable model. SIMD = Scottish index of multiple deprivation. "White-British" includes all who identify as "White – British", "White-Irish" and "White-Scottish".

| | | Univariable | | | Multivariable | | |
|--|---|-------------|-------------------|--------|---------------|------------------|--------|
| | | B | 95% CI | P | B | 95% CI | P |
| Diabetes type | T1D versus T2D | -0.041 | -0.059 to -0.022 | <0.001 | -1.374 | -3.57 to 0.821 | 0.220 |
| | Other diabetes types versus T2D | 0.02 | -0.052 to 0.092 | 0.587 | 0.588 | -6.85 to 8.03 | 0.877 |
| Duration | Years since diagnosis | -0.002 | -0.003 to -0.001 | <0.001 | -0.002 | -0.003 to -0.001 | <0.001 |
| Age | Years | 0.0003 | -0.0004 to 0.0010 | 0.420 | - | - | - |
| Socio-economic status. (Compared with most deprived quintile) | SIMD 2nd quintile | 0.003 | -0.029 to 0.035 | 0.847 | - | - | - |
| | SIMD 3rd quintile | -0.004 | -0.035 to 0.027 | 0.785 | - | - | - |
| | SIMD 4th quintile | -0.005 | -0.034 to 0.025 | 0.754 | - | - | - |
| | SIMD 5th quintile (least deprived) | -0.016 | -0.045 to 0.013 | 0.279 | - | - | - |
| Gender | Male versus female | -0.004 | -0.021 to 0.014 | 0.678 | - | - | - |
| Ethnicity | All other ethnicity groups versus white - British | -0.021 | -0.052 to 0.011 | 0.204 | - | - | - |
| | Ethnicity not known versus white - British | 0.02 | -0.005 to 0.046 | 0.113 | - | - | - |
| System usage | Number of log ins in preceding year | 0.034 | -0.008 to 0.076 | 0.114 | | | |

In response to the question "What was the best part of the system and why?", 614/1095 (56%) provided a response. There were 7 key themes identified, in addition to other comments that were uncategorizable. The most commonly cited feature was being able access to the complete medical record (302/614, 49%) i.e. ability to view their complete diabetes record, including biochemical data, results of screening investigations, and clinical correspondence – see Table 2.

Table 2. Free text responses to “What was the best part of the system and why?”. Free text coded by theme and key themes presented in order of decreasing prevalence (n=614).

| Theme | Example quote |
|--|--|
| Provides a complete health record | “Not having to chase Dr's for results” |
| Data visualisation | “Love the Graphs. Useful to see if there have been changes.” |
| Insight into longitudinal trends | “Graph on sugar levels over time” |
| Understanding of condition | “Very useful information about diabetes, treatments and lifestyle... It helps with the discussion about future treatments to prevent complications.” |
| 24/7 access to records | “Having all my information to hand and being able to access it when it suits me. Helps me feel in control and reduces the sense of diabetes controlling me.” |
| Normative reference ranges for clinical parameters | “made it easy to see exactly where I stood regarding my results using the tragic ligh [sic] colours system” |
| Record of medication used | “I am changing the dosage of metformin and this helps keep track of things.” |

Respondents also valued the various data visualisation tools (e.g. line graphs, target charts etc.), thereby allowing increased insights into how to interpret personal data, track progress through time, and compare their values against normative reference ranges. Users valued how the system afforded insights into their underlying condition and the how their data trends through time. They valued being able to access the system at any time and also being able to view an up to date record of their medication.

In response to the question “What was the worst part of the system and why?”, approximately one third (347/1095 (31%)) provided a free text response. The responses were grouped into 7 key themes – see Table 3.

Table 3. Free text responses to “What was the worst part of the system and why?”. Free text coded by theme and key themes presented in order of decreasing prevalence (n=347).

| Theme | Example quote |
|----------------------------------|---|
| Accessing the system | “The initial setting up was complicated with a difficult to remember login in name etc” |
| Incomplete dataset | “No access to hospital letters” |
| Format of information provided | “All online info is too wordy!” |
| Inaccuracies in data provided | “Blood results and weight taken st [sic] surgery not up to date” |
| User interface | “The entire website is really hard to navigate.” |
| Data entry | “Entering several blood sugar results is slow and tedious” |
| Unable to contact administrators | “Making contact when I had an issue with my password.” |

By far the most common complaint was with difficulty accessing the system (i.e. the initial log in process), cited by just under half of respondents (154/347 (44%).

Problems with data were the next most common complaint, including lack of accuracy, missing data and problems with entering data onto the system. The user interface was criticised for being “clunky” and providing information in a format that was, at times, confusing. Lastly, users experienced frustration in getting help when contacting the system administrators in order to report problems. Only three individuals (1%) cited data security as being a concern.

In response to the question “What new features would you like to see added to the system?”, 253/1095 (23%) individuals responded with free text suggestions. These responses could be grouped into 8 main categories, which to some extent provided possible solutions to the previously identified problems – see Table 4.

Table 4. Free text response to “What new features would you like to see added to the system?”. Free text coded by theme and key themes presented in order of decreasing prevalence (n=253).

| Theme | Example quote |
|----------------------|--|
| Additional resources | “A conversion feature for the HbA1C - from the old percentage way we used to do it to the new number way” |
| Data upload/download | “Some interface between blood meter and home recordings to automate the process” |
| Diary of events | “NHS system automatically putting appointments on my account and then giving me email reminders of when they're due.” |
| Improved access | “Making the system easier to log onto” |
| User support | “A faster response time to my queries.” |
| User interface | “Better layout, pages tend to be very busy.” |
| App version | “It would be nice to have some sort of mobile integration - maybe an app where you can easily enter your meals and insulin doses on the go.” |

The most desired feature suggested by respondents was additional educational resources (112/253, 44%). Users expressed a desire to upload and download data more readily and that these data were visualised in a more intuitive way, with the use of data validation to avoid data transcription error. Improving ease of access to the system as well as customer support to do so were identified as priorities. An improved user interface as well as a mobile app version were also suggested, which should contain a more user-friendly diary of events. One person suggested the introduction of “gamification” (i.e. the use of incentives and competitive features, derived from the video game industry [9]), by way of motivating users.

Discussion

Principal results

This study has demonstrated that this cohort of MDMW users are generally satisfied with the system and value features such as access to their medical data and data visualisations. Duration of diabetes was inversely associated with perceived usefulness. Interestingly, perceived usefulness was not related to age, gender or socioeconomic status, nor was it related to prior system usage. User feedback would suggest that improvements can be made with regards to registering with and accessing the system as well as providing additional resources in an accessible way.

Comparison with prior work

MDMW is a useful aid to diabetes self-management, providing access to people with diabetes in Scotland. It is unique in offering access to a complete geographical population, providing information from many diabetes-related sources. MDMW supports the diabetes improvement, self-management, healthcare quality and eHealth strategies of the Scottish Government.

This study has demonstrated that overall user satisfaction with the MDMW system is high, and that the majority of users feel that the system is a useful adjunct to diabetes self-care. Web-based interventions for those with diabetes have been shown to improve clinical outcomes [10]. Recent analysis of clinical outcomes amongst a large population of MDMW users has demonstrated improved glycaemic control [4]. At a population level, small improvements in glycaemic control are associated with considerable long-term savings due to a reduction in diabetes-related complications [11].

1
2
3 Electronic health applications are often developed in isolation and may not reflect the
4 user requirements of the population that they are designed for [12]. The questionnaire
5 has identified areas for improvement and has directly informed development of the
6 website. In particular, the registration process has since been simplified, resulting in
7 improved access to the system, the user interface is being improved and a MDMW app
8 has been developed. Work is also being done to enhance electronic communications
9 and improve data uploading (including data from smartphone apps and wearable
10 sensors) as well as developing patient-specific decision support. This study has
11 identified areas for further improvement, including the availability and accuracy of
12 data, although it should be noted that these problems were only voiced by a minority of
13 users. Users expressed a desire for additional data feeds from other specialties. In
14 Scotland, the diabetes digital landscape is relatively mature when compared to other
15 specialties. The MDMW system architecture allows it to link with other electronic
16 clinical records via its standardised generic interface, thereby allowing such data feeds
17 to be developed in future.

18
19 Internet usage patterns can reflect underlying demographic and socioeconomic
20 differences, with the potential to increase health inequalities [13]. For example, those
21 with lower health literacy are less likely to access an ePHR [14]. In this study, no
22 particular sociodemographic sub-group found MDMW to be more or less useful.
23 However, the limitations of the study make it difficult to generalise these findings to the
24 wider population (see below). It is notable that the utility of the site was inversely
25 related to duration of diabetes amongst the respondents – the reasons for this remain
26 speculative at this stage and should be explored in future studies.

Limitations

The response rate to the questionnaire was low, but is in keeping with other electronic surveys [15]. There was a higher proportion of respondents from less deprived areas, raising the possibility of sampling bias - the prevalence of T2D tends to be higher in more deprived areas, whereas T1D does not follow a deprivation gradient [16]. However, there was no significant difference in respondents' SES compared with MDMW users that did not respond, suggesting that this sample reflects MDMW users in general. Whilst MDMW users tend to be from less deprived areas, prior system usage was not predicted by SES status.

The proportion of respondents with T1D was higher than the general population [2], but is in keeping with other users of MDMW. There was limited diversity in the ethnicity of respondents, however this reflects the Scottish diabetes population [2]. Similarly, age distribution and gender balance was similar to the wider population [2].

Conclusion

MDMW is an innovative and unique ePHR that is associated with improved clinical outcomes. This study has demonstrated that the system is a useful addition to diabetes management in this sample of MDMW users. In addition, this study has identified areas for improvement which has informed subsequent development. These findings have relevance beyond the immediate MDMW platform and can guide developers of other systems to ensure patient satisfaction. The MDMW user-base continues to grow significantly with >39,000 registered users and >19,000 active users (May 2018), ensuring that future attempts at gaining user feedback will benefit from representation of a broad cross-section of the diabetes community.

Funding

A spin out company (MyWay Digital Health Ltd) has been created to develop and commercialise MDMW for other markets.

Acknowledgments

The authors would like to thank all of the My Diabetes My Way users who participated in this survey. MDMW was created within NHS Scotland and the University of Dundee as a patient portal that is freely available within NHS Scotland.

Conflicts of interests

SGC and DJW are directors of MyWay Digital Health Ltd.

References

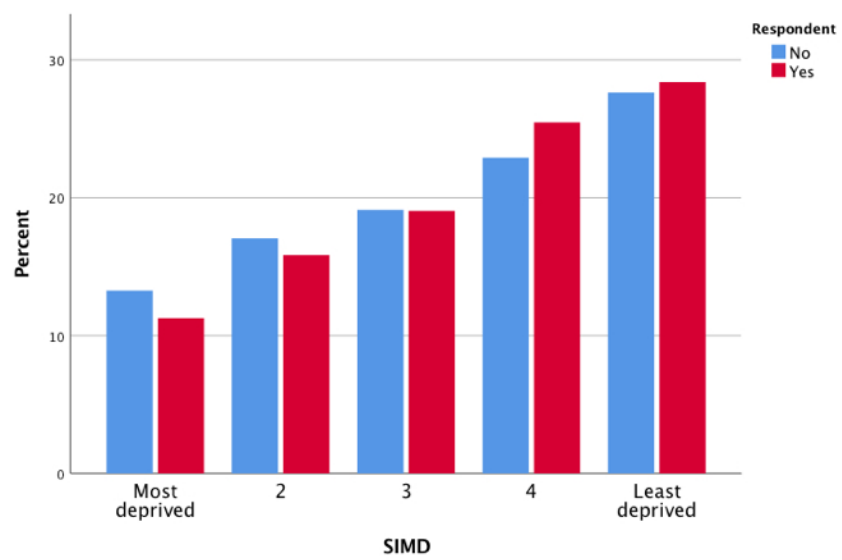
1. Wake DJ, He J, Czesak AM, Mughal F, Cunningham SG. MyDiabetesMyWay. J Diabetes Sci Technol [Internet] SAGE PublicationsSage CA: Los Angeles, CA; 2016 Sep [cited 2017 Mar 3];10(5):1050–1058. [doi: 10.1177/1932296816648168]
2. Scottish Diabetes Survey Monitoring Group. Scottish Diabetes Survey 2016 [Internet]. 2017. Available from: [http://www.diabetesinscotland.org.uk/Publications/Scottish Diabetes Survey 2016.pdf](http://www.diabetesinscotland.org.uk/Publications/Scottish%20Diabetes%20Survey%202016.pdf)
3. Scottish Diabetes Survey Monitoring Group. Scottish Diabetes Survey 2015 [Internet]. 2015. Available from: <http://diabetesinscotland.org.uk/Publications/SDS2015.pdf>
4. Cunningham SG, Allardice B, Brillante M, Wilson L, Wake DJ. My Diabetes My Way – an electronic personal health record: Impact on clinical outcomes. Diabet Med [Internet] Wiley/Blackwell (10.1111); 2018 [cited 2018 May 11]. p. 112–135. [doi: 10.1111/dme.33_13571]
5. Scottish Care Information – Diabetes Collaboration (SCI-DC). SCI-Diabetes [Internet]. 2015 [cited 2016 Sep 2]. Available from: <http://www.sci-diabetes.scot.nhs.uk/>
6. Diabetes UK. 15 Healthcare essentials [Internet]. Available from: [http://www.diabetes.org.uk/Documents/Guide to diabetes/15-healthcare-essentials-checklist-0913.pdf](http://www.diabetes.org.uk/Documents/Guide%20to%20diabetes/15-healthcare-essentials-checklist-0913.pdf)
7. SurveyMonkey. SurveyMonkey homepage [Internet]. 2018 [cited 2018 Jun 19]. Available from: <https://www.surveymonkey.co.uk>

- 1
 - 2
 - 3
 - 4
 - 5
 - 6
 - 7
 - 8
 - 9
 - 10
 - 11
 - 12
 - 13
 - 14
 - 15
 - 16
 - 17
 - 18
 - 19
 - 20
 - 21
 - 22
 - 23
 - 24
 - 25
 - 26
 - 27
 - 28
 - 29
 - 30
 - 31
 - 32
 - 33
 - 34
 - 35
 - 36
 - 37
 - 38
 - 39
 - 40
 - 41
 - 42
 - 43
 - 44
 - 45
 - 46
 - 47
 - 48
 - 49
 - 50
 - 51
 - 52
 - 53
 - 54
 - 55
 - 56
 - 57
 - 58
 - 59
 - 60
8. Executive S. Scottish Index of Multiple Deprivation. Edinburgh: Crown Copyright;
9. Miller AS, Cafazzo JA, Seto E, Elliott RF. A game plan: Gamification design principles in mHealth applications for chronic disease management Background and significance. *Health Informatics J* [Internet] 2016 [cited 2018 Sep 12];22(2):184–193. [doi: 10.1177/1460458214537511]
10. Ramadas A, Quek KF, Chan CKY, Oldenburg B. Web-based interventions for the management of type 2 diabetes mellitus: a systematic review of recent evidence. *Int J Med Inform Elsevier*; 2011;80(6):389–405.
11. Baxter M, Hudson R, Mahon J, Bartlett C, Samyshkin Y, Alexiou D, Hex N. Estimating the impact of better management of glycaemic control in adults with Type 1 and Type 2 diabetes on the number of clinical complications, and the associated financial benefit. *Diabet Med* [Internet] 2016 Jan 16 [cited 2016 May 27]; PMID:26773733
12. Conway N, Campbell I, Forbes P, Cunningham S, Wake D. mHealth applications for diabetes: User preference and implications for app development. *Health Informatics J* [Internet] 2016 Dec 26 [cited 2017 Sep 21];22(4):1111–1120. PMID:26635324
13. van Deursen AJ, van Dijk JA. The digital divide shifts to differences in usage. *New Media Soc* [Internet] 2013 Jun 7 [cited 2014 Jul 19];16(3):507–526. [doi: 10.1177/1461444813487959]
14. Sarkar U, Karter AJ, Liu JY, Adler NE, Nguyen R, López A, Schillinger D. The literacy divide: Health literacy and the use of an internet-based patient portal in an integrated health system—results from the Diabetes Study of Northern California (DISTANCE). *J Health Commun Taylor & Francis*; 2010;15(S2):183–196.
15. Shih T-H, Xitao Fan. Comparing Response Rates from Web and Mail Surveys: A Meta-Analysis. *Field methods* [Internet] 2008 Aug 3 [cited 2017 Oct 27];20(3):249–271. [doi: 10.1177/1525822X08317085]
16. Connolly V, Unwin N, Sherriff P, Bilous R, Kelly W. Diabetes prevalence and socioeconomic status: a population based study showing increased prevalence of type 2 diabetes mellitus in deprived areas. *J Epidemiol Community Health* [Internet] BMJ Publishing Group Ltd; 2000 Mar 1 [cited 2018 Sep 12];54(3):173–7. PMID:10746110

Abbreviations

| | |
|--------|--|
| CI | Confidence interval |
| ePHR | electronic personal health record |
| GP | General practitioner |
| HbA1c, | Haemoglobin A1c |
| IQR, | Interquartile range |
| MDMW | My Diabetes My Way, |
| NHS | National Health Service |
| SCI-DC | Scottish Care Information - Diabetes Collaboration |
| SIMD | Scottish Index of Multiple Deprivation |
| T1D | Type 1 diabetes |
| T2D | Type 2 diabetes |
| UK | United Kingdom |

1
2
3
4
5
6
7
8
9
10
11
12
13
14
15
16
17
18
19
20
21
22
23
24
25
26
27
28
29
30
31
32
33
34
35
36
37
38
39
40
41
42
43
44
45
46
47
48
49
50
51
52
53
54
55
56
57
58
59
60



Scottish Index of Multiple Deprivation (SIMD) quintiles for all MDMW users invited to complete the survey. Percentages calculated for each legend category.

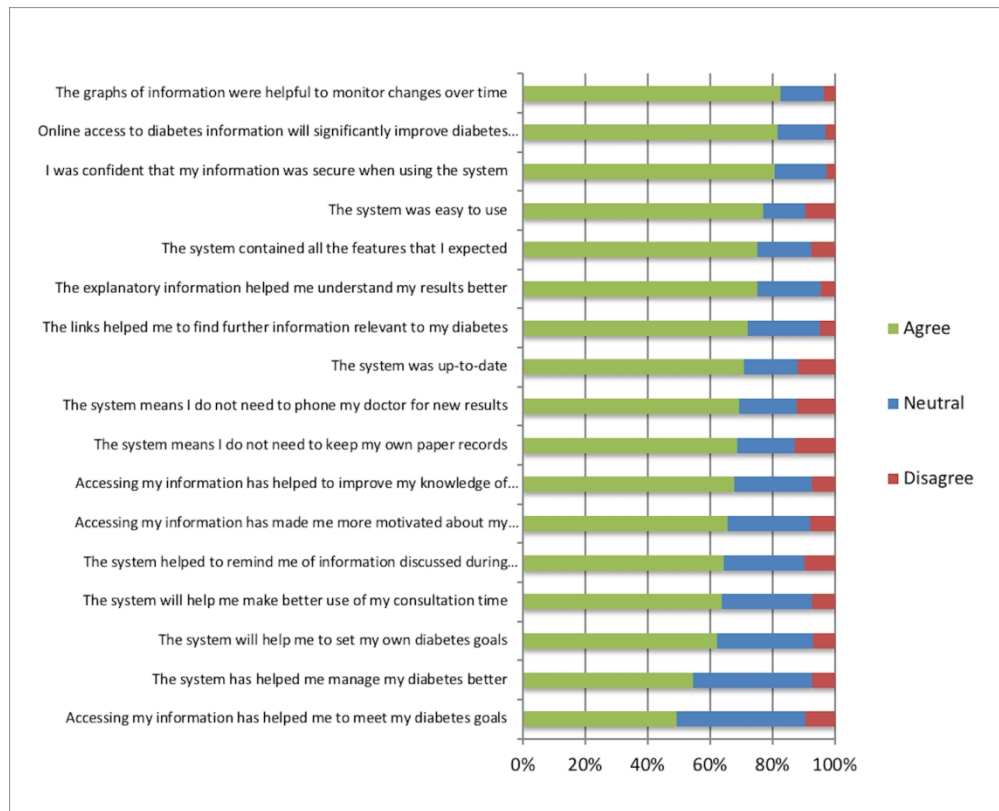


Figure 2. Collapsed responses to statements regarding system utility (n=985-997), listed by decreasing order of agreement.