



THE UNIVERSITY *of* EDINBURGH

Edinburgh Research Explorer

Simultaneous red, green and blue liquid crystal laser arrays

Citation for published version:

Hands, PJW, Morris, SM, Wilkinson, TD & Coles, HJ 2009, 'Simultaneous red, green and blue liquid crystal laser arrays', 23rd British Liquid Crystal Society Annual Meeting (BLCS 2009), Bristol, United Kingdom, 6/04/09 - 8/04/09.
<<http://h22166.www2.hp.com/event/eventpage.aspx?eventid=MQAzADQAOQA3AA%3d%3d&cc=uk&lang=en>>

Link:

[Link to publication record in Edinburgh Research Explorer](#)

Document Version:

Peer reviewed version

General rights

Copyright for the publications made accessible via the Edinburgh Research Explorer is retained by the author(s) and / or other copyright owners and it is a condition of accessing these publications that users recognise and abide by the legal requirements associated with these rights.

Take down policy

The University of Edinburgh has made every reasonable effort to ensure that Edinburgh Research Explorer content complies with UK legislation. If you believe that the public display of this file breaches copyright please contact openaccess@ed.ac.uk providing details, and we will remove access to the work immediately and investigate your claim.



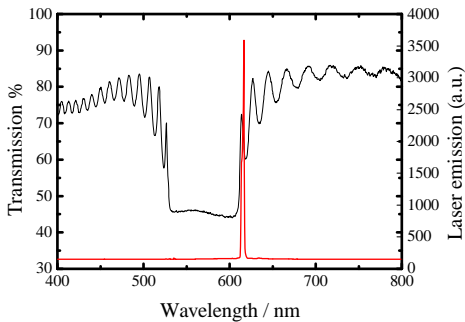
Simultaneous red, green and blue liquid crystal laser arrays

P.J.W. Hands, S.M. Morris, S. Findeisen-Tandel, R.H. Cole, T.D. Wilkinson, H.J. Coles

Centre of Molecular Materials for Photonics and Electronics (CMMPE), Dept. of Engineering, University of Cambridge

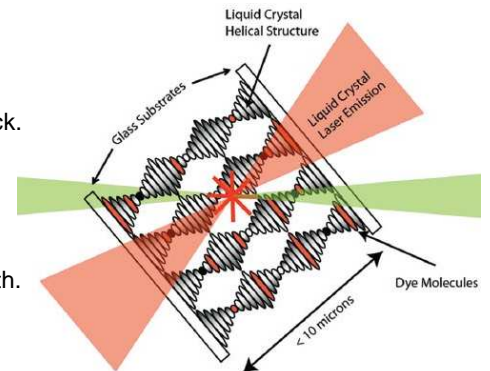
www-g.eng.cam.ac.uk/CMMPE

Making a band-edge liquid crystal laser



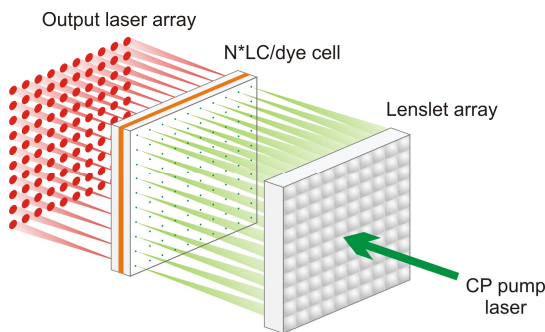
(Above) The photonic band gap in a chiral nematic liquid crystal. Lasing emission occurs at the long band-edge.

- **Chiral nematic liquid crystal – DFB cavity**
Periodic refractive index – distributed feedback.
Photonic band-gap (PBG) (reflection band).
Chiral pitch determines lasing wavelength.
- **Laser dye – Gain medium**
Absorption max. matches pump wavelength.
Fluorescence max. matches lasing wavelength.
- **Pulsed laser input – Optical pump**
Typically: 5ns pulse, 6 μJ/pulse, 4 Hz.




(Above right) When excited with an optical source (green) dye molecules fluoresce. Distributed feedback from the chiral LC structure ensures that stimulated emission (red) occurs perpendicular to the cell.

Monochromatic laser emission



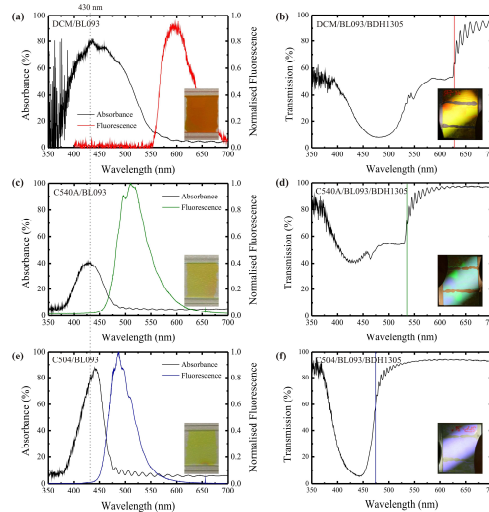
(Above) Pump laser focussed through a lenslet array onto a chiral nematic LC gives rise to an array of monochromatic LC lasers.

(Below) By changing the dye and chiral pitch length, we obtain laser emission in the red, green and blue.



- Focus pump laser into LC cell using lenslet array [1].
- Monochromatic laser array output.
- **Wavelength tuning** with change in chiral pitch (temp., E-field, chiral dopant concentration).
- Array recombinaible into **single monomode output**.

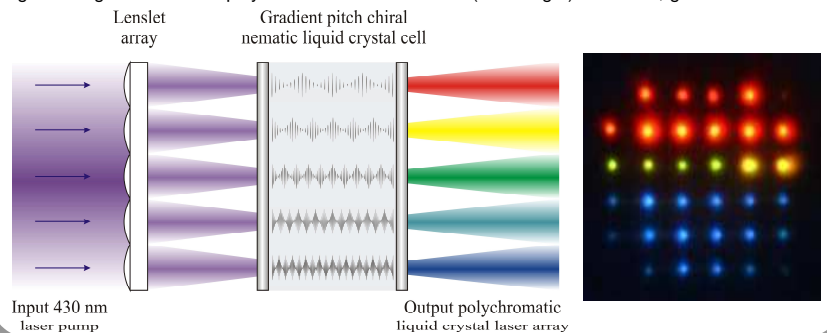
Simultaneous polychromatic laser emission



- **Gradient pitch LC cell** [2].
- **Single pump beam** (430nm, focussed array).
- **Simultaneous multi-wavelength emission.**
- **Recombine into single white light source.**
- Applications in low-cost, high colour resolution **laser displays**.

(Left) Absorption and transmission spectra for three different dye/LC combinations, used to provide red, green and blue LC lasing.

(Below-left) A single wavelength optical pump beam excites a dye-doped gradient pitch LC cell, generating simultaneous polychromatic laser emission (below-right) in the red, green and blue.



References:

- [1] S.M. Morris, P.J.W. Hands, S. Findeisen-Tandel, R.H. Cole, T.D. Wilkinson, H.J. Coles, *Optics Express*, **16** (23), 18827-18837, (2008).
- [2] P.J.W. Hands, S.M. Morris, T.D. Wilkinson, H.J. Coles, *Optics Letters*, **33** (5), 515-517, (2008).