



THE UNIVERSITY *of* EDINBURGH

## Edinburgh Research Explorer

# The worldwide clinical trial research response to the COVID-19 pandemic - the first 100 days

### Citation for published version:

Janiaud, P, Axfors, C, Van't Hooft, J, Saccilotto, R, Agarwal, A, Appenzeller-herzog, C, Contopoulos-ioannidis, DG, Danchev, V, Dirnagl, U, Ewald, H, Gartlehner, G, Goodman, SN, Haber, NA, Ioannidis, AD, Ioannidis, JPA, Lythgoe, MP, Ma, W, Macleod, M, Malički, M, Meerpohl, JJ, Min, Y, Moher, D, Nagavci, B, Naudet, F, Pauli-magnus, C, O'sullivan, JW, Riedel, N, Roth, JA, Sauermann, M, Schandelmaier, S, Schmitt, AM, Speich, B, Williamson, PR & Hemkens, LG 2020, 'The worldwide clinical trial research response to the COVID-19 pandemic - the first 100 days', *F1000Research*, vol. 9, pp. 1193. <https://doi.org/10.12688/f1000research.26707.1>

### Digital Object Identifier (DOI):

[10.12688/f1000research.26707.1](https://doi.org/10.12688/f1000research.26707.1)

### Link:

[Link to publication record in Edinburgh Research Explorer](#)

### Document Version:

Publisher's PDF, also known as Version of record

### Published In:

F1000Research

### General rights

Copyright for the publications made accessible via the Edinburgh Research Explorer is retained by the author(s) and / or other copyright owners and it is a condition of accessing these publications that users recognise and abide by the legal requirements associated with these rights.

### Take down policy









The University of Edinburgh has made every reasonable effort to ensure that Edinburgh Research Explorer content complies with UK legislation. If you believe that the public display of this file breaches copyright please contact [openaccess@ed.ac.uk](mailto:openaccess@ed.ac.uk) providing details, and we will remove access to the work immediately and investigate your claim.





## RESEARCH ARTICLE

# The worldwide clinical trial research response to the COVID-19 pandemic - the first 100 days [version 1; peer review: 2 approved]

Perrine Janiaud <sup>1,2</sup>, Cathrine Axfors<sup>1,3</sup>, Janneke van't Hooft<sup>1,4</sup>, Ramon Saccilotto<sup>1</sup>, Arnav Agarwal<sup>5</sup>, Christian Appenzeller-Herzog <sup>6</sup>, Despina G. Contopoulos-Ioannidis<sup>7</sup>, Valentin Danchev<sup>1,8</sup>, Ulrich Dirnagl <sup>9</sup>, Hannah Ewald<sup>6</sup>, Gerald Gartlehner<sup>10,11</sup>, Steven N. Goodman <sup>1,12,13</sup>, Noah A. Haber<sup>1</sup>, Angeliki Diotima Ioannidis<sup>14</sup>, John P. A. Ioannidis<sup>1,8,12,13,15</sup>, Mark P. Lythgoe <sup>16</sup>, Wenyan Ma<sup>2</sup>, Malcolm Macleod<sup>17</sup>, Mario Malički<sup>1</sup>, Joerg J. Meerpohl<sup>18,19</sup>, Yan Min<sup>1,12</sup>, David Moher <sup>20</sup>, Blin Nagavci<sup>18</sup>, Florian Naudet <sup>21</sup>, Christiane Pauli-Magnus<sup>2</sup>, Jack W. O'Sullivan<sup>1,22</sup>, Nico Riedel <sup>9</sup>, Jan A. Roth<sup>2,23</sup>, Mandy Sauermann<sup>23</sup>, Stefan Schandelmaier<sup>2,24</sup>, Andreas M. Schmitt<sup>2,25</sup>, Benjamin Speich<sup>2,26</sup>, Paula R. Williamson<sup>27</sup>, Lars G. Hemkens<sup>1,2,15</sup>

<sup>1</sup>Meta-Research Innovation Center at Stanford (METRICS), Stanford University,, Stanford, California, USA

<sup>2</sup>Department of Clinical Research, University of Basel, Basel, Switzerland

<sup>3</sup>Department for Women's and Children's Health, Uppsala University, Uppsala, Sweden

<sup>4</sup>Amsterdam University Medical Center, Amsterdam University, Amsterdam, The Netherlands

<sup>5</sup>Department of Medicine, University of Toronto, Toronto, Ontario, Canada

<sup>6</sup>University Medical Library, University of Basel, Basel, Switzerland

<sup>7</sup>Division of Infectious Diseases, Department of Pediatrics, Stanford University School of Medicine, Stanford, California, USA

<sup>8</sup>Stanford Prevention Research Center, Department of Medicine,, Stanford University School of Medicine, Stanford, California, USA

<sup>9</sup>QUEST Center for Transforming Biomedical Research, Berlin Institute of Health, Berlin, Germany

<sup>10</sup>Department for Evidence-based Medicine and Evaluation, Danube University Krems, Krems, Austria

<sup>11</sup>RTI International, Research Triangle Park Laboratories, Raleigh, North Carolina, USA

<sup>12</sup>Stanford University School of Medicine, Stanford University School of Medicine, Stanford, California, USA

<sup>13</sup>Department of Epidemiology and Population Health, Stanford University School of Medicine, Stanford, California, USA

<sup>14</sup>Molecular Toxicology Interdepartmental Program, University of California, Los Angeles, Los Angeles, California, USA

<sup>15</sup>Meta-Research Innovation Center Berlin (METRIC-B), Berlin Institute of Health, Berlin, Germany

<sup>16</sup>Department of Surgery & Cancer, Imperial College London, London, UK

<sup>17</sup>Centre for Clinical Brain Sciences, University of Edinburgh, Edinburgh, UK

<sup>18</sup>Institute for Evidence in Medicine, Medical Center and Faculty of Medicine, University of Freiburg, Freiburg, Germany

<sup>19</sup>Cochrane Germany, Cochrane Germany Foundation, Freiburg, Germany

<sup>20</sup>Centre for Journalology, Clinical Epidemiology Program, Ottawa Health Research Institute, Ottawa, Canada

<sup>21</sup>CHU Rennes, Inserm, CIC 1414 [(Centre d'Investigation Clinique de Rennes)],, University of Rennes 1, Rennes, France

<sup>22</sup>Division of Cardiology, Department of Medicine, Stanford University School of Medicine, Stanford, California, USA

<sup>23</sup>Division of Infectious Diseases and Hospital Epidemiology, University Hospital Basel, Basel, Switzerland

<sup>24</sup>Department of Health Research Methods, Evidence, and Impact, McMaster University, Hamilton, Ontario, Canada

<sup>25</sup>Department of Medical Oncology, University Hospital Basel, Basel, Switzerland

<sup>26</sup>Centre for Statistics in Medicine, Nuffield Department of Orthopaedics, Rheumatology and Musculoskeletal Sciences, University of Oxford, Oxford, UK

<sup>27</sup>MRC/NIHR Trials Methodology Research Partnership, University of Liverpool, Liverpool, UK

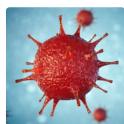
**V1** First published: 02 Oct 2020, 9:1193  
<https://doi.org/10.12688/f1000research.26707.1>  
 Latest published: 02 Oct 2020, 9:1193  
<https://doi.org/10.12688/f1000research.26707.1>

**Abstract**

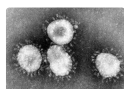
**Background:** Never before have clinical trials drawn as much public attention as those testing interventions for COVID-19. We aimed to describe the worldwide COVID-19 clinical research response and its evolution over the first 100 days of the pandemic.  
**Methods:** Descriptive analysis of planned, ongoing or completed trials by April 9, 2020 testing any intervention to treat or prevent COVID-19, systematically identified in trial registries, preprint servers, and literature databases. A survey was conducted of all trials to assess their recruitment status up to July 6, 2020.  
**Results:** Most of the 689 trials (overall target sample size 396,366) were small (median sample size 120; interquartile range [IQR] 60-300) but randomized (75.8%; n=522) and were often conducted in China (51.1%; n=352) or the USA (11%; n=76). 525 trials (76.2%) planned to include 155,571 hospitalized patients, and 25 (3.6%) planned to include 96,821 health-care workers. Treatments were evaluated in 607 trials (88.1%), frequently antivirals (n=144) or antimalarials (n=112); 78 trials (11.3%) focused on prevention, including 14 vaccine trials. No trial investigated social distancing. Interventions tested in 11 trials with >5,000 participants were also tested in 169 smaller trials (median sample size 273; IQR 90-700). Hydroxychloroquine alone was investigated in 110 trials. While 414 trials (60.0%) expected completion in 2020, only 35 trials (4.1%; 3,071 participants) were completed by July 6. Of 112 trials with detailed recruitment information, 55 had recruited <20% of the targeted sample; 27 between 20-50%; and 30 over 50% (median 14.8% [IQR 2.0-62.0%]).  
**Conclusions:** The size and speed of the COVID-19 clinical trials agenda is unprecedented. However, most trials were small investigating a small fraction of treatment options. The feasibility of this research agenda is questionable, and many trials may end in futility, wasting research resources. Much better coordination is needed to respond to global health threats.

**Keywords**

COVID-19, clinical research agenda, hydroxychloroquine





This article is included in the **Disease Outbreaks** gateway.



This article is included in the **Coronavirus** collection.

**Open Peer Review**

**Reviewer Status** ✓ ✓

	Invited Reviewers	
	1	2
<b>version 1</b>	✓	✓
02 Oct 2020	report	report
1. <b>Margaret McCartney</b>  , General Practitioner and Freelance Writer, Glasgow, UK		
2. <b>Atle Fretheim</b>  , Norwegian Institute of Public Health, Oslo, Norway Oslo Metropolitan University, Oslo, Norway		
Any reports and responses or comments on the article can be found at the end of the article.		

**Corresponding author:** Lars G. Hemkens ([Lars.Hemkens@usb.ch](mailto:Lars.Hemkens@usb.ch))

**Author roles:** **Janiaud P:** Conceptualization, Data Curation, Formal Analysis, Investigation, Methodology, Project Administration, Validation, Visualization, Writing – Original Draft Preparation, Writing – Review & Editing; **Axfors C:** Conceptualization, Data Curation, Formal Analysis, Investigation, Methodology, Project Administration, Validation, Visualization, Writing – Original Draft Preparation, Writing – Review & Editing; **van't Hooft J:** Conceptualization, Data Curation, Formal Analysis, Funding Acquisition, Investigation, Methodology, Project Administration, Validation, Visualization, Writing – Original Draft Preparation, Writing – Review & Editing; **Saccilotto R:** Data Curation, Project Administration, Resources, Software, Writing – Review & Editing; **Agarwal A:** Data Curation, Investigation, Writing – Review & Editing; **Appenzeller-Herzog C:** Conceptualization, Data Curation, Writing – Review & Editing; **Contopoulos-Ioannidis DG:** Conceptualization, Investigation, Methodology, Writing – Review & Editing; **Danchev V:** Data Curation, Investigation, Writing – Review & Editing; **Dirnagl U:** Conceptualization, Methodology, Writing – Review & Editing; **Ewald H:** Conceptualization, Methodology, Writing – Review & Editing; **Gartlehner G:** Conceptualization, Methodology, Writing – Review & Editing; **Goodman SN:** Conceptualization, Methodology, Writing – Review & Editing; **Haber NA:** Data Curation, Formal Analysis, Investigation, Visualization, Writing – Review & Editing; **Ioannidis AD:** Data Curation, Investigation, Writing – Review & Editing; **Ioannidis JPA:** Conceptualization, Methodology, Writing – Review & Editing; **Lythgoe MP:** Conceptualization, Investigation, Methodology, Writing – Review & Editing; **Ma W:** Data Curation, Investigation, Writing – Review & Editing; **Macleod M:** Conceptualization, Methodology, Writing – Review & Editing; **Malički M:** Data Curation, Investigation, Writing – Review & Editing; **Meerpohl JJ:** Conceptualization, Methodology, Writing – Review & Editing; **Min Y:** Data Curation, Investigation, Writing – Review & Editing; **Moher D:** Conceptualization, Methodology, Writing – Review & Editing; **Nagavci B:** Data Curation, Investigation, Writing – Review & Editing; **Naudet F:** Conceptualization, Methodology, Writing – Review & Editing; **Pauli-Magnus C:** Conceptualization, Methodology, Writing – Review & Editing; **O'Sullivan JW:** Data Curation, Investigation, Writing – Review & Editing; **Riedel N:** Conceptualization, Methodology, Writing – Review & Editing; **Roth JA:** Conceptualization, Methodology, Writing – Review & Editing; **Sauermann M:** Data Curation, Investigation, Writing – Review & Editing; **Schandelmaier S:** Data Curation, Investigation, Writing – Review & Editing; **Schmitt AM:** Conceptualization, Methodology, Writing – Review & Editing; **Speich B:** Data Curation, Investigation, Writing – Review & Editing; **Williamson PR:** Conceptualization, Methodology, Writing – Review & Editing; **Hemkens LG:** Conceptualization, Formal Analysis, Funding Acquisition, Investigation, Methodology, Project Administration, Supervision, Validation, Visualization, Writing – Original Draft Preparation, Writing – Review & Editing

**Competing interests:** No competing interests were disclosed.

**Grant information:** Meta-Research Innovation Center at Stanford (METRICS), Stanford University is supported by a grant from the Laura and John Arnold Foundation. CA is supported by postdoctoral grants from Uppsala University, the Swedish Society of Medicine, the Blanceflor Foundation, and the Sweden-America Foundation. BS is supported by an Advanced Postdoc. Mobility grant from the Swiss National Science Foundation (P300PB\_177933). The funders had no role in the study design; in the collection, analysis, or interpretation of data; in the writing of the report; or in the decision to submit the paper. COVID-evidence is supported by the Swiss National Science Foundation (31CA30\_196190).

*The funders had no role in study design, data collection and analysis, decision to publish, or preparation of the manuscript.*

**Copyright:** © 2020 Janiaud P *et al.* This is an open access article distributed under the terms of the [Creative Commons Attribution License](#), which permits unrestricted use, distribution, and reproduction in any medium, provided the original work is properly cited.

**How to cite this article:** Janiaud P, Axfors C, van't Hooft J *et al.* **The worldwide clinical trial research response to the COVID-19 pandemic - the first 100 days [version 1; peer review: 2 approved]** F1000Research 2020, 9:1193 <https://doi.org/10.12688/f1000research.26707.1>

**First published:** 02 Oct 2020, 9:1193 <https://doi.org/10.12688/f1000research.26707.1>

## Introduction

On December 31, 2019, the World Health Organization (WHO) China Country Office was informed of pneumonia cases of unknown etiology<sup>1</sup>; on January 30, 2020, the WHO declared coronavirus disease 2019 (COVID-19)<sup>2</sup> a public health emergency and on March 11 a pandemic<sup>3</sup>. Radical public health measures, including quarantine, social distancing, school and workplace closures, and others have been implemented worldwide, affecting the lives of billions of people. The pandemic resulted in rapid generation and dissemination of studies and their results<sup>4</sup>. However, information on trials that are planned, ongoing, finished, or published are spread across trial registries, preprint servers, publication databases and other repositories. In June, 2020, the number of ongoing trials outweighed by far completed trials; however, no overview of COVID-19 trials has followed up on actual enrolment in ongoing trials<sup>5-8</sup>.

We established the **COVID-evidence platform** ([www.covid-evidence.org](http://www.covid-evidence.org)) to collect this information in a central database of COVID-19 trials testing any interventions for treatment or prevention. We used COVID-evidence to describe the worldwide clinical research response to COVID-19, its evolution over the first 100 days since the first cases were officially reported, and the expected feasibility and risk of waste of resources. We describe the trials' characteristics, their place in the research landscape, and how they changed over time.

## Methods

### Data sources

COVID-evidence includes trials from international registries (ClinicalTrials.gov, WHO International Clinical Trials Registry Platform [ICTRP]), preprint servers (medRxiv, bioRxiv), PubMed, the WHO COVID-19 literature database, and a listing of all trials with ethical approval in Switzerland<sup>9</sup>.

### Identification and selection of trials

Our protocol and details on the search strategies and specific definitions used for COVID-evidence are available on the Open Science Framework (OSF)<sup>10</sup>. We searched the relevant data sources using peer-reviewed search strategies developed by information specialists. Results from literature databases and preprint servers were pre-screened by a single reviewer who excluded unsuitable publications (e.g. opinion papers or observational, non-interventional studies). Cases with unclear eligibility were discussed by at least three reviewers until consensus was reached.

We included any planned, ongoing or completed trial that tested any intervention to treat or prevent COVID-19 in humans that was registered or published within the first 100 days of the COVID-19 outbreak, i.e. after the first cases reported to the WHO to 100 days later (January 1 to April 9, 2020). We considered as a trial any study prospectively assigning an intervention<sup>11</sup>. This included randomized and non-randomized, controlled or non-controlled trials regardless of language, geographical region, or setting. Epidemiological studies or studies of diagnostic test accuracy (without any health-related outcome) were excluded.

### Data extraction

For each trial, we extracted dates of registration and publication, design characteristics and details of the population, intervention, comparison, outcomes, geographic region, funding and setting. We categorized drugs and biologicals according to major pharmacological classes and main clinical indications.

A team of 19 reviewers (including clinicians, clinical researchers, clinical pharmacologists, meta-researchers and systematic reviewers) either manually extracted information or verified information that was obtained with automatic data scraping methods. All details on scraping, variable definitions and extraction/verification procedures are available on OSF<sup>10,12</sup>. For all trials registered up to April 9, 2020, we extracted data through April 30. The status for each trial was updated on July 6, 2020 (using ClinicalTrials.gov where possible; if not, we used the ICTRP; for trials originally registered in the Chinese Clinical Trial Registry available through ICTRP we used the former if it was more up to date).

When a trial had entries in different data sources, we gave first priority to publications, second to preprints, and third to registries (here, ClinicalTrials.gov was preferred).

### Author requests on enrolment

From May 12 to July 3, 2020, we emailed the corresponding investigators of all trials, except discontinued ones, inquiring about their enrolment accrual. Replies were collected up to July 6, 2020.

### Statistical analyses

All analyses were descriptive and reported as percentages, medians (interquartile range, IQR) or means. We used Ninox (Ninox Software GmbH, Berlin, Germany; version 2.6), and R (version 3.6).

## Results

We identified 689 trials registered or published over the pandemic's first 100 days, testing interventions to treat or prevent COVID-19 (see *Underlying data*)<sup>12</sup> with a total planned sample size of 396,366 participants. As of July 6, 2020, 19 trials (including 4,378 participants) had been completed and had published results, and 16 were completed without available results (5,173 participants). Thirty (4.4%) were active but no longer recruiting (59,259 participants), 384 (55.7%) started recruiting (217,357 participants), 174 (25.3%) had not yet started (97,406 participants), 50 (7.3%) were discontinued (12,048 participants), and 4 (0.6%) were terminated (577 participants). The status was unknown for 12 (1.7%; 168 participants).

### General characteristics

The 689 trials' median target sample size was 120 (IQR 60 to 300; **Table 1**); 40.7% (n=280) planned to enroll fewer than 100 participants, 8.3% (n=57) over 1,000, and 1.6% (n=11) over 5,000 (see *Underlying data*)<sup>12</sup>. 75.8% (n=522) trials were randomized and 59.2% (n=408) did not use blinding (**Table 1**). Randomized trials were on average three times larger than non-randomized trials (median sample size 150 vs. 50).

**Table 1. Trial characteristics: total and stratified by purpose of trial, recruiting status and top 5 countries in registration numbers.**

Trial characteristics	Total (n=689)	For treatment <sup>a</sup> (n=607)	For prevention <sup>a</sup> (n=78)	Not yet recruiting (n=178)	Recruiting (n=385)	China (n=352)	United States (n=76)	France (n=35)	Spain (n=21)	International (n=21)
<b>Randomized<sup>b</sup></b>	522 (75.8%)	462 (76.1%)	56 (71.8%)	134 (75.3%)	300 (77.9%)	258 (73.3%)	53 (69.7%)	30 (83.3%)	21 (100%)	20 (95.2%)
Two arms	397 (57.6%)	358 (59%)	35 (44.3%)	103 (57.9%)	231 (60%)	205 (58.2%)	40 (52.6%)	21 (60%)	17 (80.9%)	10 (47.6%)
Three or more arms	119 (17.3%)	99 (16.3%)	20 (25.6%)	31 (17.4%)	67 (17.4%)	53 (15.1%)	13 (17.1%)	9 (25.7%)	4 (19%)	9 (42.9%)
Number of arms not reported	6 (0.9%)	5 (0.8%)	1 (1.2%)	0 (0%)	2 (0.5%)	0 (0%)	0 (0%)	0 (0%)	0 (0%)	1 (4.8%)
<b>Non-randomized</b>	161 (23.4%)	139 (22.9%)	22 (28.2%)	43 (24.2%)	85 (22.1%)	91 (25.9%)	23 (30.3%)	5 (16.7%)	0 (0%)	1 (4.8%)
Single arm	101 (14.6%)	88 (14.5%)	13 (16.2%)	27 (15.2%)	52 (13.5%)	49 (13.9%)	18 (23.7%)	4 (11.4%)	0 (0%)	1 (4.8%)
Two arms	47 (6.8%)	40 (6.6%)	7 (8.7%)	15 (8.4%)	23 (6%)	34 (9.7%)	3 (3.9%)	0 (0%)	0 (0%)	0 (0%)
Three or more arms	13 (1.9%)	11 (1.8%)	2 (2.5%)	1 (0.6%)	10 (2.6%)	8 (2.3%)	2 (2.6%)	1 (2.9%)	0 (0%)	0 (0%)
<b>Blinding</b>										
None	408 (59.2%)	368 (60.6%)	38 (48.7%)	103 (57.9%)	221 (57.4%)	208 (59.1%)	41 (53.9%)	23 (65.7%)	11 (52.4%)	10 (47.6%)
Double blind	135 (19.6%)	110 (18.1%)	25 (32.1%)	24 (13.5%)	84 (21.8%)	34 (9.7%)	29 (38.2%)	10 (28.6%)	8 (38.1%)	10 (47.6%)
Single blind	36 (5.2%)	29 (4.8%)	7 (9%)	9 (5.1%)	24 (6.2%)	11 (3.1%)	5 (6.6%)	2 (5.7%)	1 (4.8%)	1 (4.8%)
Outcome only	8 (1.2%)	3 (0.5%)	5 (6.4%)	5 (2.8%)	2 (0.5%)	3 (0.9%)	1 (1.3%)	0 (0%)	1 (4.8%)	0 (0%)
Not reported	102 (14.8%)	97 (16%)	3 (3.8%)	37 (20.8%)	54 (14%)	96 (27.3%)	0 (0%)	0 (0%)	0 (0%)	0 (0%)
<b>Planned sample size<sup>c</sup></b>										
Total	496,450	187,293	205,841	101,932	268,398	70,435	49,855	15,476	13,005	138,120
Median [IQR]	120 [60-300]	100 [50-240]	440 [150-1,200]	100 [60-204.8]	131 [60-360.5]	90 [40-160]	160 [50-500]	240 [100-569]	200 [120-440]	1,200 [240-4,500]
Min-max	4-55,000	4-12,000	4-55,000	10-55,000	5-20,000	4-20,000	5-15,000	11-1,300	24-4,000	20-55,000
<b>Intervention</b>										
Drug	390 (56.6%)	349 (57.5%)	39 (50%)	80 (44.9%)	234 (60.8%)	139 (39.5%)	55 (72.4%)	29 (82.9%)	19 (90.5%)	20 (95.2%)
Traditional medicine	108 (15.7%)	100 (16.5%)	8 (10.3%)	41 (23%)	57 (14.8%)	101 (28.7%)	0 (0%)	0 (0%)	0 (0%)	0 (0%)
Biological	79 (11.5%)	77 (12.7%)	1 (1.3%)	19 (10.7%)	40 (10.4%)	50 (14.2%)	9 (11.8%)	1 (2.9%)	1 (4.8%)	0 (0%)
Procedure	31 (4.5%)	30 (4.9%)	1 (1.3%)	12 (6.7%)	15 (3.9%)	15 (4.3%)	3 (3.9%)	4 (11.4%)	0 (0%)	0 (0%)
Device	11 (1.6%)	8 (1.3%)	2 (2.6%)	3 (1.7%)	6 (1.6%)	2 (0.6%)	2 (2.6%)	0 (0%)	1 (4.8%)	0 (0%)

Trial characteristics	Total (n=689)	For treatment <sup>a</sup> (n=607)	For prevention <sup>b</sup> (n=78)	Not yet recruiting (n=178)	Recruiting (n=385)	China (n=352)	United States (n=76)	France (n=35)	Spain (n=21)	International (n=21)
Vaccine	13 (1.9%)	0 (0%)	13 (16.7%)	2 (1.1%)	8 (2.1%)	6 (1.7%)	2 (2.6%)	0 (0%)	0 (0%)	0 (0%)
Multiple intervention <sup>d</sup>	18 (2.5%) <sup>‡</sup>	15 (2.5%)	3 (3.9%)	5 (3.5%)	11 (2.9%)	13 (3.7%)	1 (1.3%)	0 (0%)	0 (0%)	1 (4.8%)
Other	36 (5.2%)	26 (4.3%)	10 (12.8%)	15 (8.4%)	14 (3.6%)	24 (6.8%)	4 (5.3%)	1 (2.9%)	0 (0%)	0 (0%)
Unclear	3 (0.4%)	2 (0.3%)	1 (0.5%)	0 (0%)	0 (0%)	2 (0.6%)	0 (0%)	0 (0%)	0 (0%)	0 (0%)
<b>Control</b>										
Standard of care / No intervention	312 (45.3%)	286 (47.1%)	23 (29.5%)	94 (52.8%)	176 (45.7%)	187 (53.1%)	19 (25%)	15 (42.9%)	7 (33.3%)	6 (28.6%)
Placebo	130 (18.9%)	103 (17%)	27 (34.6%)	30 (16.9%)	74 (19.2%)	46 (13.1%)	24 (31.6%)	7 (20%)	5 (23.8%)	11 (52.4%)
Other active intervention	119 (17.3%)	109 (18%)	9 (11.5%)	25 (14%)	70 (18.2%)	63 (17.9%)	12 (15.8%)	7 (20%)	6 (27.3%)	2 (9.5%)
No control (single arms)	101 (14.7%)	88 (14.5%)	13 (16.7%)	27 (15.2%)	52 (13.5%)	49 (13.9%)	18 (23.7%)	4 (11.4%)	0 (0%)	1 (4.8%)
Other and combination <sup>e</sup>	13 (1.9%)	9 (1.5%)	4 (5.1%)	2 (1.1%)	11 (2.9%)	2 (0.6%)	3 (3.9%)	2 (5.7%)	2 (9.5%)	1 (4.8%)
Unclear	14 (2%)	12 (2%)	2 (2.6%)	0 (0%)	2 (0.5%)	5 (1.4%)	0 (0%)	0 (0%)	1 (4.8%)	1 (0.3%)
<b>Mortality outcome</b>										
Primary outcome	98 (14.2%)	95 (15.7%)	3 (3.8%)	21 (11.8%)	63 (16.4%)	34 (9.7%)	3 (3.9%)	16 (45.7%)	6 (28.6%)	5 (23.8%)
Secondary outcome	222 (32.2%)	210 (34.6%)	10 (12.8%)	44 (24.7%)	135 (35.1%)	80 (22.7%)	31 (40.8%)	12 (34.3%)	9 (42.9%)	10 (47.6%)
Not reported as outcome	369 (53.6%)	302 (49.8%)	65 (83.3%)	113 (63.5%)	187 (48.6%)	238 (67.6%)	42 (55.3%)	7 (20%)	6 (28.6%)	6 (28.6%)
<b>Participants</b>										
Inpatient	525 (76.2%)	506 (83.4%)	17 (21.8%)	131 (73.6%)	297 (77.1%)	276 (78.4%)	46 (60.5%)	30 (85.7%)	14 (66.7%)	17 (81%)
Outpatient	56 (8.1%)	38 (6.3%)	18 (23.1%)	19 (10.7%)	29 (7.5%)	25 (7.1%)	10 (13.2%)	1 (2.9%)	1 (4.8%)	2 (9.5%)
Healthcare workers	25 (3.6%)	0 (0%)	25 (32.1%)	5 (2.8%)	15 (3.9%)	3 (0.9%)	7 (9.2%)	3 (8.3%)	4 (19%)	1 (4.8%)
Healthy participants	9 (1.3%)	1 (0.2%)	8 (10.3%)	4 (2.2%)	4 (1%)	3 (0.9%)	3 (3.9%)	0 (0%)	1 (4.8%)	0 (0%)
Multiple/mixed	15 (2.2%)	8 (1.3%)	5 (6.4%)	4 (2.2%)	9 (2.3%)	7 (2%)	4 (5.3%)	0 (0%)	1 (4.8%)	0 (0%)

Trial characteristics	Total (n=689)	For treatment <sup>a</sup> (n=607)	For prevention <sup>a</sup> (n=78)	Not yet recruiting (n=178)	Recruiting (n=385)	China (n=352)	United States (n= 76)	France (n=35)	Spain (n=21)	International (n=21)
Unclear	59 (8.6%)	54 (8.9%)	5 (6.4%)	15 (8.4%)	31 (8.1%)	38 (10.8%)	6 (7.9%)	1 (2.9%)	0 (0%)	1 (4.8%)
<b>Funding type</b>										
Public/not-for-profit	265 (38.5%)	242 (39.9%)	22 (28.2%)	77 (43.3%)	159 (41.3%)	178 (50.6%)	9 (11.8%)	14 (40%)	8 (38.1%)	5 (23.8%)
Industry/for-profit	68 (9.9%)	63 (10.4%)	5 (6.4%)	18 (10.1%)	37 (9.6%)	29 (8.2%)	9 (11.8%)	1 (2.9%)	1 (4.8%)	6 (28.6%)
Both	11 (1.6%)	11 (1.8%)	0 (0%)	2 (1.1%)	7 (1.8%)	8 (2.3%)	0 (0%)	1 (2.9%)	0 (0%)	0 (0%)
Reported but unclear <sup>f</sup>	288 (41.8%)	245 (40.4%)	41 (52.6%)	64 (36%)	159 (41.3%)	105 (29.8%)	51 (67.1%)	16 (45.7%)	10 (47.6%)	9 (42.9%)
Not reported	57 (8.3%)	46 (7.6%)	10 (12.8%)	17 (9.6%)	23 (6%)	32 (9.1%)	7 (9.2%)	3 (8.6%)	2 (9.5%)	1 (4.8%)

Additional categories such as other countries can be found in the extended data

<sup>a</sup> 4 trials assessed interventions for both treatment and intervention

<sup>b</sup> For 6 trials the randomization was unclear

<sup>c</sup> The sample size is missing for 17 trials

<sup>d</sup> Some trials compared different types of interventions: 3 trials biologicals and drugs; 6 trials drugs and traditional medicine; 5 trials other interventions and drugs; 1 trial other interventions and traditional medicine; 2 trials procedures and drugs; 1 trial vaccine and device

<sup>e</sup> Included for example use trials that used a standard of care arm and an active control arm

<sup>f</sup> a public/not-for-profit sponsor was reported but the absence of an industrial sponsor does not exclude an industrial funder



Although few trials focused on health-care workers (3.6% [n=25]), they were larger: 96,821 planned health-care workers (median 700 [IQR 400 to 2,486]) versus 155,571 planned patients (median 100 [IQR 50 to 240]) for the inpatient trials (76.2% [n=525]) (Table 1). Overall, 46.4% of the trials intended to use mortality as a primary (n=98) or secondary outcome (n=369; Table 1). Out of the 525 inpatient trials, 55.6% (n=292) planned on reporting mortality as an outcome.

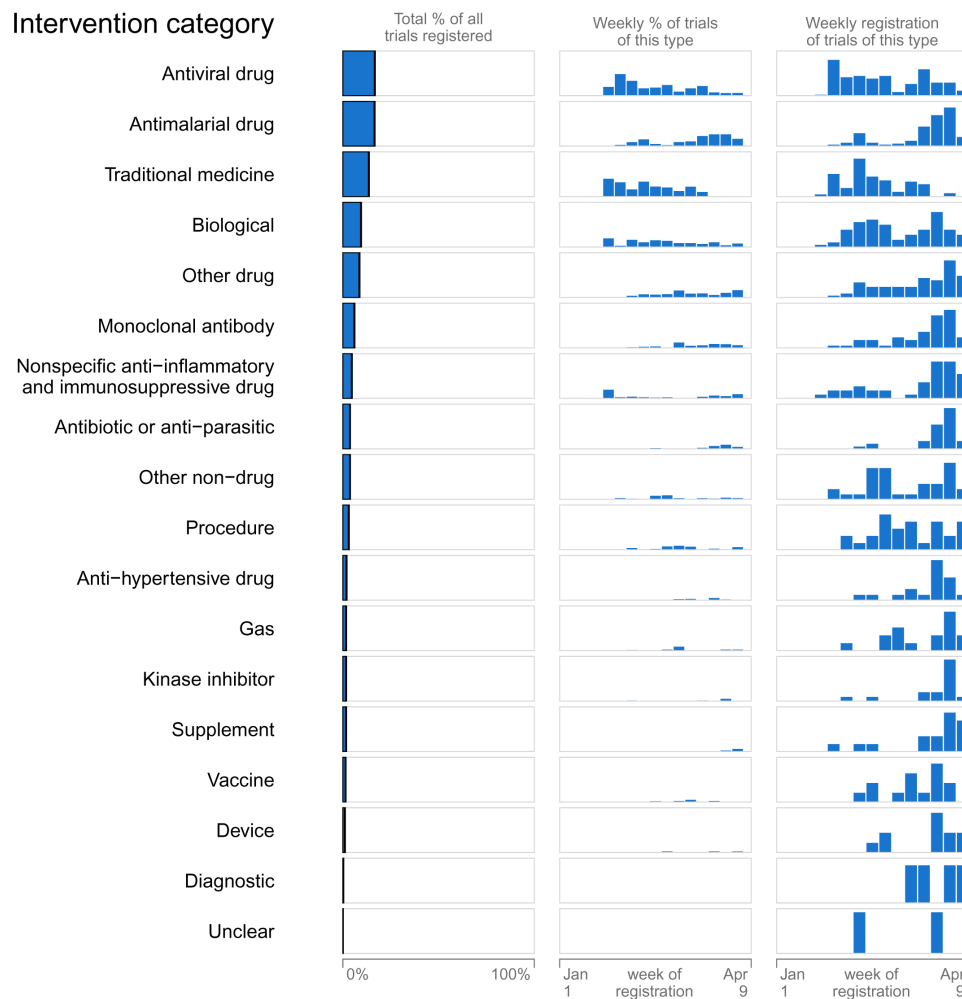
### Interventions to treat COVID-19

Out of the 689 trials, 607 (88.1%) assessed treatment interventions (187,209 planned patients); drugs were more frequent (349 trials [57.5%]), encompassing a vast range of substances. The two most common pharmacological classes were antiviral

drugs (assessed in 144 trials; e.g. lopinavir/ritonavir [n=45]) and antimalarial drugs (112 trials; e.g. hydroxychloroquine [n=83]). There were 106 trials investigating traditional medicine and 70 exploring highly diverse pharmaceuticals of various classes, e.g. bismuth potassium citrate, ebastine, pirfenidone, dipyridamole and hydrogen peroxidase (Figure 1 and see *Extended data*)<sup>12</sup>. The comparators were predominantly standard of care or no intervention (47.1% [n=286]), placebo (17% [n=103]) or other interventions (18%; [n=109]) (Table 1).

### Interventions to prevent COVID-19

Overall, 78 trials (11.3%) focused on prevention (205,841 planned participants), mainly prophylactic drug use (n=41), vaccines (n=14; 9 already started recruitment; see *Extended data*)<sup>12</sup> and



**Figure 1. Number of trials assessing the different intervention categories.** Interventions for treatment assessed in more than 25 trial: antiviral drugs were assessed in 144 trials; (e.g. lopinavir/ritonavir [n=45]), antimalarial drugs in 112 trials; (e.g. hydroxychloroquine [n=83]), monoclonal antibodies in 52 trials (e.g. tocilizumab [n=26]), traditional medicine in 106 trials, other drug intervention in 70 trials, nonspecific anti-inflammatory/immunosuppressive drugs in 42 trials (e.g. colchicine [n=4]), antibiotic/anti-parasitic drugs in 34 trials (e.g. azithromycin [n=28]), biologicals in 80 trials (e.g. convalescent plasma [n=27]), procedures in 28 trials (e.g. renal replacement therapy [n=4]), other non-drug interventions in 27 trials (e.g. physical activity). More information can be found in the *Extended data*<sup>12</sup>. The first column represents the proportion of all trials that were of the specified type. The second column represents the proportion of all trials registered that week that were of the specified type (i.e. within week, between trial types). The third column represents the distribution of when trials of this type were registered (i.e. within trial type, between week), and can be interpreted as either a percentage or count (not specified). A trial might assess more than one intervention category and detail for prevention and treatment trials are given in the *extended data*<sup>12</sup>.

non-pharmaceutical interventions (n=10) (e.g. masks or the use of media and influencers in people’s compliance to hygienic practices). Four trials (0.6%) assessed interventions both for prevention and for treatment. No trial planned to assess benefits or harms of implementing or de-implementing any social distancing or lockdown measures.

**Time trends and global shift**

The number of trials increased rapidly; on average 0.5 trials per day were registered in January, 8.1 in February, 8.4 in March, and 17.6 in April 2020.

Trials were conducted in 42 countries and through international collaborations (Table 1; see Extended data)<sup>12</sup>. Half were from China (51.1% [n=352]), which dominated initially (Figure 2); starting March 2020, more trials came from other countries. Trial characteristics were similar across the five most frequent geographical locations (China, USA, France, Spain and international) contributing to 73.3% (n=505) of the global trial research (Table 1). Traditional medicine was assessed in 30.4% of trials from China (n=107) but rarely in other countries.

Larger trials were initiated later. In February, fewer than 8% of trials included more than 500 participants in contrast to 29.6% of trials in March (Figure 3). Later trials more often used blinding, placebo and mortality as primary outcome (Figure 3). Participations of healthcare workers and healthy people also started later. When the proportion of trials from China decreased, so did trials assessing traditional medicine (from 46.9% to 0.9%) while the proportion of trials assessing drugs rose (from

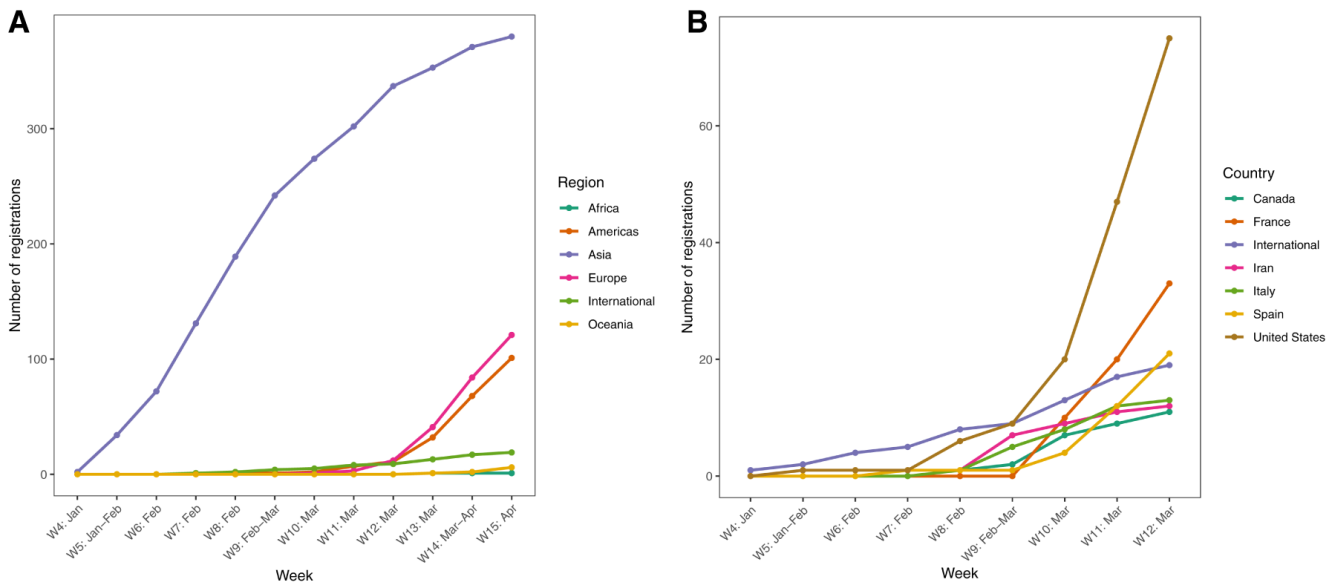
38.1% to 77.2%). Antivirals came under investigation earlier than antimalarials (Figure 1).

**Large trials**

Out of the 689 trials, 6.7% (n=46) planned to enroll 1,000 to 5,000 participants. Most were randomized (89.1% [n=41]), assessed drugs (80.4%; n=37), and many were not blinded (52.2% [n=24]). Five were cluster-randomized. The top three regions were the United States (21.7%; n=10), France (13% [n=6]) and international collaborations (10.9% [n=5]) (see Extended data)<sup>12</sup>.

Eleven (1.6%) trials, registered between February and April 2020, planned to enroll over 5,000 participants (see Extended data)<sup>12</sup>. There were 10 randomized (one cluster RCT), eight not blinded and five conducted in multiple countries. These trials tested drugs (n=9), masks (n=1) and traditional medicine (n=1). Three trials are described as platform trials (i.e. WHO Solidarity trial<sup>13</sup>, RECOVERY trial<sup>14</sup> and CROWN-CORONATION trial<sup>15</sup>) and use an adaptive design.

Six drug interventions tested in these 11 larger trials (seven for treatment and four for prevention) were simultaneously investigated in at least 10 smaller trials (see Extended data)<sup>12</sup>. Overall, 169 trials (143 for treatment, 24 for prevention and two for treatment and prevention) with fewer than 5,000 participants assessed at least one intervention that was also assessed in a larger trial (median sample size 273 [IQR 90 to 700]; 134 had fewer than 1000 participants). For 107 of those (63.5%) the larger trial was registered before. For example, 106 trials with



**Figure 2.** Cumulative number of registered trials over time (a) by continent, and (b) for countries with at least 10 registrations (excluding China). Four trials not shown were registered in 2019 or earlier, with a study design subsequently adapted to address COVID-19 (EUCTR2015-002340-14-NL; NCT03680274; NCT03331445; and NCT03808922). For 18 trials the registration date was unknown.



**Figure 3.** Proportion of trials stratified according to (a) sample size, (b) type of participants, (c) type of control, (d) type of blinding, (e) purpose of the trial, and (f) use of mortality as outcome. The first column represents the proportion of all trials that were of the specified type. The second column represents the proportion of all trials registered that week that were of the specified type (i.e. within week, between trial types). The third column represents the distribution of when trials of this type were registered (i.e. within trial type, between week), and can be interpreted as either a percentage or count (not specified).

fewer than 5,000 participants tested hydroxychloroquine and 88 of them (83%) were registered after the first large trial testing this drug and 83 (77.6%) assessed hydroxychloroquine as treatment (Figure 4; see *Extended data*)<sup>12</sup>. These 106 trials had a median sample size of 334, but cumulatively, they planned to enroll as many patients as the four larger trials testing hydroxychloroquine (76,617 vs 77,000).

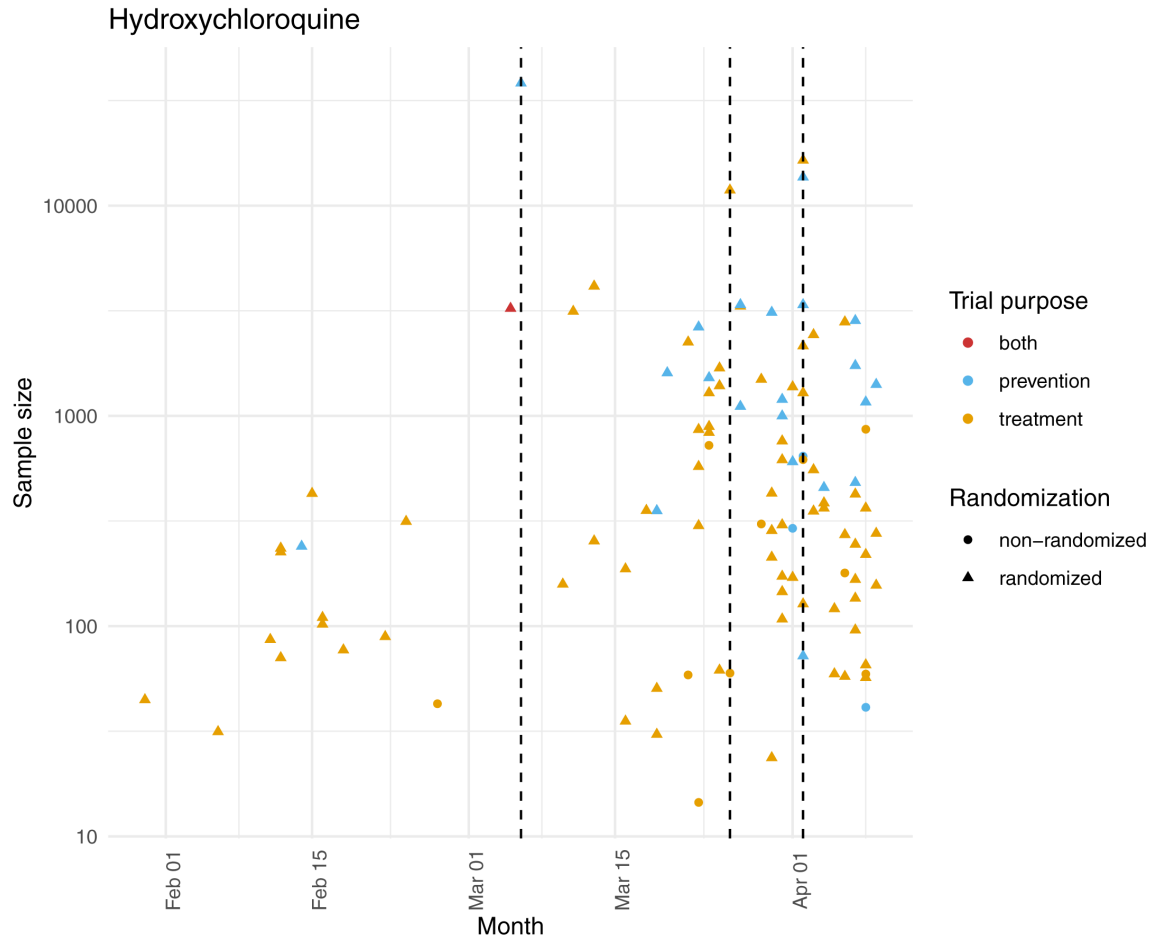
### Outlook

By the end of 2020, 414 trials (60.1%) with a total of 160,107 planned participants were expected to be completed (i.e. last patient, last visit), including 240 drug trials (97,846 participants) and 22 over-1,000 participants trials and five over-5,000 participants trials. For vaccines, five trials expected completion in 2020, five in 2021 and another four between 2022 and 2024 (see *Extended data*)<sup>12</sup>. However, of the 270 trials that planned to start recruiting by the end of February, 190 started (70.4%), but 80 had not (as of July 6, 2020) (see *Extended data*)<sup>12</sup>.

By July 6, 2020, we received enrolment information for 112 out of the 604 trials listed as planned or ongoing (18.7%). Of the 112 trials, 16 had not started recruiting although their start dates were overdue; one was discontinued. Among the 112 trials, 55 had recruited fewer than 20% of the target sample size, 27 between 20-50%, and 30 more than 50% (median recruitment 14.8% [IQR 2.0 to 62.0%]; median duration of recruitment 72 days [IQR 53.5 to 83 days]). Median recruitment was similar in treatment and prevention trials (15.9% [IQR 2 to 61.1%] vs 14.8% [IQR 4.3 to 62.5%]). For 19 trials, investigators mentioned difficulties in recruitment due to a fortunate decrease in the number of COVID-19 cases.

### Discussion

The global clinical research community has mounted a massive, unprecedented volume of research in response to the COVID-19 pandemic. Almost 700 trials within 100 days planned to include almost 400,000 participants globally. Many



**Figure 4. The 110 Trials assessing hydroxychloroquine for COVID-19 registered in the first 100 days of the pandemic.** The dashed lines represent the registration of the four trials planning to enroll over 5,000 participants; two were registered on April 2, 2020. Out of the four trials planning on enrolling over 5,000 participants, two assessed hydroxychloroquine for treatment and two for prevention. Out of the 106 smaller trials, 83 assessed hydroxychloroquine for treatment, 22 for prevention and one for both treatment and prevention

treatments were planned for investigation, mostly drugs, often antivirals, and sometimes substances that may seem rather unexpected for an infectious disease (e.g. colchicine or dipyridamole) reflecting the huge heterogeneity of disease manifestations and therapeutic targets<sup>16</sup>. Few trials focused on prevention, but some were very large and focused on healthcare workers (i.e. 24.4% of planned trial participants are healthcare workers). Trials from China dominated the research agenda before research activities followed the spread of COVID-19 throughout the world. Most trials were planned as randomized, clearly demonstrating that such designs are possible within a pandemic<sup>17</sup> and within a very short time, unlike the 2014–2015 Ebola outbreak where only a few therapeutic trials had a randomized design, and none started within 100 days<sup>17</sup>.

The emergence of 689 trials in a 100-day period is unparalleled. Between 250 to 342 HIV/AIDS trials are registered per year on ClinicalTrials.gov<sup>18</sup> and only three were registered for Middle East respiratory syndrome (MERS) coronavirus during

2007–2017<sup>18</sup>. While efforts being put into clinical trials were initially welcome, the vast majority of COVID-19 trials are at risk of being abandoned if they cannot recruit enough patients or if other trials on the same treatment provide conclusive results (favorable or unfavorable).

Thomas Chalmers highlighted in 1977 the need to ‘Randomize the first patient’<sup>19</sup>, and a reassuring 75% of trials are indeed randomized. However, we identified areas of concern. Most trials are not blinded, and even if placebos may be not available in such short time, blinding of outcome collection would be preferable. Blinding may not be required for mortality outcomes; however, it was rarely a primary outcome. Half of the trials include fewer than 120 patients and many small trials were initiated after public registration of very large trials addressing similar questions. They may have some heterogeneity in design that might be desirable or focus on specific situations, for example early Phase 1 vaccine trials, but it seems unlikely that such small trials would add meaningfully to the overall evidence.

The extensive worldwide discussions about limited evidence from small trials reflect the substantial uncertainty patients and decision-makers face about the merits of popular interventions, such as hydroxychloroquine<sup>20</sup>.

For hydroxychloroquine, over 100 smaller studies with over 76,000 patients were planned in the first 100 days to investigate this single therapeutic option out of many potential options. This case, possibly fueled by media attention relayed by decision-makers and politicians, highlights the urgent need for early evidence-based research and priority setting. Such proliferation may reflect best intentions of clinical researchers to actively contribute to evidence generation and inform timely treatments locally instead of awaiting published evidence or using experimental treatments outside of clinical trials. It may also indicate a lack of research structures allowing them to contribute to larger, synergistic trials. With the emergence of results, the entire agenda may shift. Many hydroxychloroquine and chloroquine trials' enrolment was temporarily halted due to harmful effects in an observational study<sup>21</sup>, the publication of which was subsequently retracted<sup>22</sup>. However, the release of the randomized RECOVERY trial results showing no benefit (in fact, a trend for increased mortality)<sup>23</sup> with hydroxychloroquine and another "negative" trial on hydroxychloroquine-prophylaxis<sup>24</sup> created uncertainties about the feasibility (i.e. inability to recruit planned sample sizes) or futility (i.e. inability to demonstrate treatment effects) of all the ongoing and planned hydroxychloroquine trials.

There are excellent examples of how efficient structures allow for rapid response to evidence needs, such as the UK RECOVERY trial<sup>25</sup>. Strongly endorsed and prioritized by authorities and medical representatives<sup>26</sup>, it is running as streamlined pragmatic platform trial in over 176 hospitals, randomizing over 12,000 patients in just over four months<sup>14</sup>. It has already provided evidence on the lack of benefit for hydroxychloroquine<sup>23</sup> and lopinavir/ritonavir<sup>27</sup>, and a reduction of mortality with dexamethasone<sup>28</sup> (still awaiting results for azithromycin, tocilizumab and convalescent plasma). Such key trials have had major impact on decision-makers such as the FDA revoking the Emergency Use Authorization of hydroxychloroquine<sup>29</sup> on June 15.

Conversely, we found other large trials with major recruitment difficulties. The DisCoVeRy trial, for example, was designed as an adaptive trial of 3200 patients, running in 35 countries. However, while DisCoVeRy recruited 758 patients in France, only one was recruited in the rest of Europe<sup>30</sup>, as of June 17, 2020.

The lack of coordination in the research response created substantial research waste, exposed many patients to unnecessary risks, and harms medical progress by creating competition among trials investigating similarly promising therapeutic alternatives<sup>31-33</sup>. However, in absence of such desirable research synergies, all these scattered activities can and should be bundled to contribute to rapid evidence generation in living meta-analyses. The COVID-evidence database provides a unique

opportunity to surveil the planned, ongoing and completed trials that can then be synthesized – it would only need systematic sharing of trial data.

As many countries are facing restrictions of movement and lifestyle at various severity levels, affecting the physical and mental health of billions of people, it is remarkable that not a single trial was initially planned to evaluate these measures. While the lack of controlled experiments evaluating their implementation may not be unexpected (given the initial urgency, ethical considerations, and organizational challenges), it would now be highly desirable that the de-implementation or re-implementation be subject to systematic evaluation in high-quality trials. The diverse options to ease or reinforce lockdown would be amenable to randomization, such as alternative time points or extents of re-opening schools or kindergartens, of ways to protect elderly in nursing homes, of home office programs, or of contact restrictions. Such evidence would be critical to inform future pandemics or the management of possible second waves of COVID-19, yet it was not on the initial agenda.

### Limitations

Several limitations merit attention. First, unclear reporting in registries might have introduced inaccurate results. Some ambiguously reported items required discussion among several reviewers but were resolved to the best of our ability. Second, we rarely identified protocols or manuscripts, precluding more detailed analyses of trial designs. Third, some control groups receiving "standard of care" interventions were not clearly described, likely some of these included interventions that were or are still under investigation in other trials. Fourth, we may have missed a few cases of duplicate entries across registries or of multiple national parts of an international trial, thus slightly overestimating the number of trials but not affecting the overall interpretation. Fifth, we arbitrarily selected a period of the first 100 days, which is traditionally used to benchmark early outcomes of policies or presidencies. Finally, we do not assess the actual research output from all these early trials. This unprecedentedly fast-moving research body is scattered across data sources and registries without uniform updates. More definitive answers will require more time, but our results allow for the diagnosis of "system cracks"<sup>34</sup> that may become symptomatic in this pandemic, such as infrastructure limitations, and also identify best practices.

### Conclusion

The incredible volume and speed of trial research observed in the first 100 days of the COVID-19 pandemic should not hide the fact that in its early days the global clinical trial research agenda lacked clear coordination, efficiency and exploitation of synergies. There are excellent examples of very large trials implemented with impressive efficiency, likely providing the clearest evidence. However, early coordination and a unified approach are needed - otherwise futility and waste of resources may be prominent features of such an ambitious research agenda.

## Data availability

### Underlying data

All data underlying the results are available as part of the article and no additional source data are required.

### Extended data

Open Science Framework: COVID-evidence: a living database of trials on interventions for COVID-19 / The worldwide clinical trial research response to the COVID-19 pandemic - the first 100 days; <https://doi.org/10.17605/OSF.IO/PJEM3><sup>12</sup>.

- 2020-07-06-Dataset\_manuscript.xlsx. (Raw trial metadata.)
- 2020-06-03\_COVe\_Procedures\_Variables\_manuscript.pdf. (Procedures for screening and extracting data.)

- 2020-09-08-Extended\_data\_Manuscript.docx.(Extendeddata Figures 1–5 and Tables 1–5.)

Data are available under the terms of the [Creative Commons Attribution 4.0 International license](#) (CC-BY 4.0).

## Acknowledgements

We thank Constantin Sluka (University of Basel) for his help in setting up the COVID-evidence database, Andreas Widmer (University Hospital Basel) for administrative support and Ninnox Software GmbH, Berlin, Germany, for freely providing the database. We would also like to thank all the investigators we reached out to and took the time to respond to our inquiries.

## References

1. WHO: **Pneumonia of unknown cause – China**. WHO. Accessed May 26, 2020. [Reference Source](#)
2. Zhu R, Gao R, Robert SH, *et al.*: **Systematic Review of the Registered Clinical Trials of Coronavirus Diseases 2019 (COVID-19)**. *medRxiv*. 2020. [Publisher Full Text](#)
3. Wang C, Horby PW, Hayden FG, *et al.*: **A novel coronavirus outbreak of global health concern**. *Lancet*. 2020; **395**(10223): 470–473. [PubMed Abstract](#) | [Publisher Full Text](#) | [Free Full Text](#)
4. Yan W: **Coronavirus Tests Science's Need for Speed Limits**. The New York Times. Accessed May 26, 2020. [Reference Source](#)
5. Nasrallah AA, Farran SH, Nasrallah ZA, *et al.*: **A large number of COVID-19 interventional clinical trials were registered soon after the pandemic onset: a descriptive analysis**. *J Clin Epidemiol*. 2020; **125**: 170–178.. [PubMed Abstract](#) | [Publisher Full Text](#) | [Free Full Text](#)
6. Piovani D, Pansieri C, Peyrin-Biroulet L, *et al.*: **A snapshot of the ongoing clinical research on COVID-19 [version 1; peer review: 2 approved]**. *F1000Res*. 2020; **9**: 373. [PubMed Abstract](#) | [Publisher Full Text](#) | [Free Full Text](#)
7. Ejaz K, Kauser T, Siddiqi A: **Comprehensive overview of COVID-19 clinical trials**. *J Pak Med Assoc*. 2020; **70**(Suppl 3)(5): S158–S161. [PubMed Abstract](#) | [Publisher Full Text](#)
8. Fajgenbaum DC, Khor JS, Gorzewski A, *et al.*: **Treatments Administered to the First 9152 Reported Cases of COVID-19: A Systematic Review**. *Infect Dis Ther*. 2020; **9**(3): 435–449. [PubMed Abstract](#) | [Publisher Full Text](#) | [Free Full Text](#)
9. Swiss Association of Research Ethics Committees: **Approved and submitted projects**. swissethics. Accessed May 27, 2020. [Reference Source](#)
10. Janiaud P, Axfors C, Saccolotto R, *et al.*: **COVID-evidence: a living database of trials on interventions for COVID-19**. 2020. [Publisher Full Text](#)
11. ICMJE, International Committee of Medical Journal Editors: **Clinical Trials Registration**. Accessed May 17, 2020. [Reference Source](#)
12. Janiaud P, Saccolotto R, Axfors C, *et al.*: **The worldwide clinical trial research response to the COVID-19 pandemic - the first 100 days**. 2020. <http://www.doi.org/10.17605/OSF.IO/PJEM3>
13. Solidarity trials: **An international randomised trial of additional treatments for COVID-19 in hospitalised patients who are all receiving the local standard of care (EUCTR2020-001307-16-ES)**. Accessed May 27, 2020. [Reference Source](#)
14. RECOVERY Trial: **Welcome — RECOVERY Trial**. Accessed May 17, 2020. [Reference Source](#)
15. CROWN CORONATION: **Chloroquine Repurposing to healthWorkers for Novel CORONAVIRUS mitigation - Full Text View - ClinicalTrials.gov**. Accessed May 27, 2020. [Reference Source](#)
16. Bauchner H, Fontanarosa PB: **Randomized Clinical Trials and COVID-19: Managing Expectations**. *JAMA*. 2020; **323**(22): 2262–2266. [PubMed Abstract](#) | [Publisher Full Text](#)
17. National Academies of Sciences E: **Integrating Clinical Research into Epidemic Response: The Ebola Experience**. 2017. [Publisher Full Text](#)
18. Jaffe IS, Chiswell K, Tsalik EL: **A Decade On: Systematic Review of ClinicalTrials.gov Infectious Disease Trials, 2007-2017**. *Open Forum Infect Dis*. 2019; **6**(6): ofz189. [PubMed Abstract](#) | [Publisher Full Text](#) | [Free Full Text](#)
19. Chalmers TC: **Randomize the first patient!** *N Engl J Med*. 1977; **296**(2): 107. [PubMed Abstract](#) | [Publisher Full Text](#)
20. Lenzer J, Brownlee S: **Pandemic Science Out of Control Issues in Science and Technology**. Accessed May 27, 2020. [Reference Source](#)
21. Mehra MR, Desai SS, Ruschitzka F, *et al.*: **RETRACTED: Hydroxychloroquine or chloroquine with or without a macrolide for treatment of COVID-19: a multinational registry analysis**. *Lancet*. 2020. [PubMed Abstract](#) | [Publisher Full Text](#) | [Free Full Text](#)
22. Mehra MR, Desai SS, Ruschitzka F, *et al.*: **RETRACTED: Hydroxychloroquine or chloroquine with or without a macrolide for treatment of COVID-19: a multinational registry analysis**. *Lancet*. 2020. [PubMed Abstract](#) | [Publisher Full Text](#) | [Free Full Text](#)
23. **No clinical benefit from use of hydroxychloroquine in hospitalised patients with COVID-19 — RECOVERY Trial**. Accessed June 9, 2020. [Reference Source](#)
24. Boulware DR, Pullen MF, Bangdiwala AS, *et al.*: **A Randomized Trial of Hydroxychloroquine as Postexposure Prophylaxis for Covid-19**. *N Engl J Med*. 2020; **383**(6): 517–525. [PubMed Abstract](#) | [Publisher Full Text](#) | [Free Full Text](#)
25. **How to set up a trial in nine days — University of Oxford, Medical Sciences Division**. Accessed May 27, 2020. [Reference Source](#)
26. **The importance of covid 19 clinical trials.pdf**. Accessed May 27, 2020. [Reference Source](#)
27. **Lopinavir-Ritonavir results — RECOVERY Trial**. Accessed July 3, 2020. [Reference Source](#)
28. Horby P, Lim WS, Emberson J, *et al.*: **Effect of Dexamethasone in Hospitalized Patients with COVID-19: Preliminary Report**. *medRxiv*. 2020. [Publisher Full Text](#)
29. Food and Drug Administration: **Coronavirus (COVID-19) Update: FDA Revokes Emergency Use Authorization for Chloroquine and Hydroxychloroquine**. FDA. Accessed July 3, 2020. [Reference Source](#)
30. **Covid-19 : Essai Discovery, les raisons d'un flop français**. LExpress.fr. Accessed July 3, 2020. [Reference Source](#)

31. Halpern SD, Karlawish JHT, Berlin JA: **The continuing unethical conduct of underpowered clinical trials.** *JAMA.* 2002; **288**(3): 358-362.  
[PubMed Abstract](#) | [Publisher Full Text](#)
32. Gelinas L, Lynch HF, Bierer BE, *et al.*: **When clinical trials compete: prioritising study recruitment.** *J Med Ethics.* 2017; **43**(12): 803-809.  
[PubMed Abstract](#) | [Publisher Full Text](#) | [Free Full Text](#)
33. Guyatt GH, Mills EJ, Elbourne D: **In the era of systematic reviews, does the size of an individual trial still matter.** *PLoS Med.* 2008; **5**(1): e4.  
[PubMed Abstract](#) | [Publisher Full Text](#) | [Free Full Text](#)
34. Glasziou PP, Sanders S, Hoffmann T: **Waste in covid-19 research.** *BMJ.* 2020; **369**: m1847.  
[PubMed Abstract](#)

# Open Peer Review

Current Peer Review Status:  

---

Version 1

Reviewer Report 06 October 2020

<https://doi.org/10.5256/f1000research.29488.r72375>

© 2020 Fretheim A. This is an open access peer review report distributed under the terms of the [Creative Commons Attribution License](#), which permits unrestricted use, distribution, and reproduction in any medium, provided the original work is properly cited.

 **Atle Fretheim** 

<sup>1</sup> Centre for Informed Health Choices, Norwegian Institute of Public Health, Oslo, Norway

<sup>2</sup> Faculty of Health Sciences, Oslo Metropolitan University, Oslo, Norway

The manuscript addresses an important topic, and was an interesting and relatively easy read. Thanks for that!

I have only managed to find one issue of some substance to comment on, and one very minor thing.

In the Discussion section you raise the argument that lack of blinding is a problem, especially since many trials don't have mortality as a main outcome. This is in line with the general understanding that "subjective" outcomes, i.e. outcomes based on some degree of judgement, are more prone to bias due to lack of blinding than "objective" outcomes (with regards to validity of outcome assessment)<sup>1</sup>. However, I miss a mention of what outcomes the trials actually did include. All I find in the text about types of outcomes concerns whether or not mortality was included - nothing about what other types of outcomes were in use. This information is of some importance for assessing how crucial blinding is in these trials. I did manage to find the column on outcomes in the Extended Data file, but I think a sentence or two, or three, summarizing the general picture on outcome-types would be good to include in the main text.

One minor details, on language, which I hesitate to mention being a non-native English speaker:

Is there a word missing in this sentence (an "a" before "streamlined", perhaps)? (Discussion, 5th paragraph):

"Strongly endorsed and prioritized by authorities and medical representatives, it is running as streamlined pragmatic platform trial in over 176 hospitals, randomizing over 12,000 patients in just over four months".

## References



1. Higgins J, Thomas J, *et al.*: Cochrane Handbook for Systematic Reviews of Interventions (Version 6.1). 2020. [Reference Source](#)

**Is the work clearly and accurately presented and does it cite the current literature?**

Yes

**Is the study design appropriate and is the work technically sound?**

Yes

**Are sufficient details of methods and analysis provided to allow replication by others?**

Yes

**If applicable, is the statistical analysis and its interpretation appropriate?**

Not applicable

**Are all the source data underlying the results available to ensure full reproducibility?**

Yes

**Are the conclusions drawn adequately supported by the results?**

Yes

**Competing Interests:** No competing interests were disclosed.

**Reviewer Expertise:** Research methods, health systems- and policy research, systematic review.

**I confirm that I have read this submission and believe that I have an appropriate level of expertise to confirm that it is of an acceptable scientific standard.**

Reviewer Report 05 October 2020

<https://doi.org/10.5256/f1000research.29488.r72379>

© 2020 McCartney M. This is an open access peer review report distributed under the terms of the [Creative Commons Attribution License](#), which permits unrestricted use, distribution, and reproduction in any medium, provided the original work is properly cited.



**Margaret McCartney** 

General Practitioner and Freelance Writer, Glasgow, UK

I am very pleased to see this paper and congratulate the authors. It answers an important question on what research has been done and critically appraises them. This team already have my respect and admiration for their online COVID trials tracker.

These aren't criticisms:

- I had difficulty trying to find what the small amount of trials using non drug/device interventions tested. I appreciated the appendixes with a list of all the trials,

broken down into types of trials and interventions. It would perhaps help to draw out the non-drug interventions in full in the text especially as the authors list non-drug interventions that could be planned for testing.

- In terms of further work, there should be data available about the trials that were planned in the next pandemic (some of this was in systems for epidemiological work across centres). I think we have missed a chance to plan non-drug intervention trials and appreciate the authors call to do this. It might be helpful to know how many planned trials actually happened to help model non drug trial options.
- Is there any way to graphically explain types of funders in relation to types of trial? It might be a way to hold funders to account - I suspect this will show that it is better to fund fewer bigger trials but I don't know - it might be helpful for funders reading this to appreciate where to put their dollar.

Thank you for writing this, I think it does a great job of holding the research communities to account.

**Is the work clearly and accurately presented and does it cite the current literature?**

Yes

**Is the study design appropriate and is the work technically sound?**

Yes

**Are sufficient details of methods and analysis provided to allow replication by others?**

Yes

**If applicable, is the statistical analysis and its interpretation appropriate?**

I cannot comment. A qualified statistician is required.

**Are all the source data underlying the results available to ensure full reproducibility?**

Yes

**Are the conclusions drawn adequately supported by the results?**

Yes

**Competing Interests:** I have written and broadcast about the failure to trial non drug interventions. My full DOI is at [whopaysthisdoctor.org](http://whopaysthisdoctor.org)

**Reviewer Expertise:** I am a general practitioner with an interest in evidence based medicine.

**I confirm that I have read this submission and believe that I have an appropriate level of expertise to confirm that it is of an acceptable scientific standard.**

---

The benefits of publishing with F1000Research:

- Your article is published within days, with no editorial bias
- You can publish traditional articles, null/negative results, case reports, data notes and more
- The peer review process is transparent and collaborative
- Your article is indexed in PubMed after passing peer review
- Dedicated customer support at every stage

For pre-submission enquiries, contact [research@f1000.com](mailto:research@f1000.com)

**F1000Research**