



THE UNIVERSITY *of* EDINBURGH

Edinburgh Research Explorer

Assistive technologies to access print resources for students with visual impairment

Implications for accommodations in high stakes assessments

Citation for published version:

Nisbet, P 2020, 'Assistive technologies to access print resources for students with visual impairment: Implications for accommodations in high stakes assessments', *British Journal of Visual Impairment*, vol. 38, no. 2, pp. 222-247. <https://doi.org/10.1177/0264619619899678>

Digital Object Identifier (DOI):

[10.1177/0264619619899678](https://doi.org/10.1177/0264619619899678)

Link:

[Link to publication record in Edinburgh Research Explorer](#)

Document Version:

Peer reviewed version

Published In:

British Journal of Visual Impairment

Publisher Rights Statement:

The final version of this paper has been published in the British Journal of Visual Impairment, Vol/Issue, 26 March 2020 by SAGE Publications Ltd, All rights reserved. © Paul Nisbet, 2020. It is available at: <https://journals.sagepub.com/doi/10.1177/0264619619899678>

General rights

Copyright for the publications made accessible via the Edinburgh Research Explorer is retained by the author(s) and / or other copyright owners and it is a condition of accessing these publications that users recognise and abide by the legal requirements associated with these rights.

Take down policy

The University of Edinburgh has made every reasonable effort to ensure that Edinburgh Research Explorer content complies with UK legislation. If you believe that the public display of this file breaches copyright please contact openaccess@ed.ac.uk providing details, and we will remove access to the work immediately and investigate your claim.



Assistive Technologies to access print resources for students with visual impairment: implications for accommodations in high stakes assessments

Abstract

Access or assessment accommodations and arrangements exist to enable students with disabilities to be included in high stakes examinations, and to comply with Equality legislation and the Convention on the Rights of Persons with Disabilities. This article explores the accessibility of digital versions of GCSE and Scottish Question Papers offered by UK awarding bodies for high stakes externally assessed examinations and raises concerns that question papers from five out of six providers are not adequately accessible for candidates with visual impairment who use screen reader technologies. Access arrangements offered by awarding bodies should reflect candidates' 'normal way of working'; this article presents original data from a survey of Qualified Teachers of the Visually Impaired in respect of technologies and strategies used by 325 students with visual impairment and finds that up to 16% of these learners are using screen reader tools in school. These candidates may therefore be disadvantaged in examinations because the technology they use to access learning resources

cannot be successfully utilised to access assessments. The paper concludes with recommendations for regulators and providers of assessments.

Inclusion and equity in High Stakes Assessments

In the United Kingdom and many other countries (Eurydice, 2011; Rey, 2010) summative high stakes external examinations are used to measure attainment during the final two or three years of secondary schooling. In the United Kingdom these assessments generally take the form of paper-based examinations designed to national standards, primarily the *General Certificate of Secondary Education* (GCSE) and *General Certificate of Education* (GCE) in England, Wales and Northern Ireland, and *National* and *Higher Qualifications* in Scotland (Table 1). Examples in other countries are the International Baccalaureate; the German *Abitur* or the French *baccalauréat*

Table 1: UK high-stakes externally assessed examinations

Typical age of learner	School Year	Scottish Education Assessment	School Year	England, Wales & Northern Ireland Assessment
15 to 16	S4 (Secondary year 4)	National 5	Year 11	GCSE
16 to 17	S5 (Secondary year 5)	Higher	Year 12	GCE AS level
17 to 18	S6 (Secondary year 6)	Advanced Higher	Year 13	GCE A level

In England, Wales and Northern Ireland, GCSE, AS and A level assessments are administered by five different examination boards (Assessment and Qualifications Alliance (AQA); Pearson Edexcel; Oxford, Cambridge and RSA Exams (OCR); Northern Ireland Council for Curriculum, Examinations and Assessment (CCEA) and WJEC/CBAC (formerly the Welsh Joint Education Committee). Schools may choose assessments from any of the boards although most schools in Wales use WJEC and those in Northern Ireland use CCEA. In Scotland, which has a different education system, most schools use examinations designed, distributed and marked by the Scottish Qualifications Authority (SQA).

UK awarding bodies are required under the Equality Act 2010 (Equality Act 2010, 2010) to “make reasonable adjustments where a disabled person would be at a substantial disadvantage in undertaking an assessment” (Joint Council for Qualifications, 2018a). The adjustments must enable candidates to access the assessment without giving any advantage over other candidates: “the purpose of assessment arrangements is to provide candidates with an equal opportunity to demonstrate their attainment without compromising the integrity of the assessment” (Scottish Qualifications Authority, 2017).

In England, the responsibility for regulating assessments, qualifications and adjustments is held by the Office of Qualifications and Examinations Regulation (Ofqual, 2018a), in Wales by Qualifications Wales and in Northern Ireland by CCEA Regulation. The awarding bodies for England, Wales and Northern Ireland follow guidelines on ‘Access Arrangements’ issued by the Joint Council for Qualifications (Joint Council for Qualifications, 2018b). In Scotland, SQA is

both the awarding body and regulator that specifies which adjustments can and cannot be made to assessments (Scottish Qualifications Authority, 2013). In all four nations of the UK, the end result, as far as learners with disabilities are concerned, should be the same, that is, reasonable adjustments to enable them to access national assessments.

This article focusses on arrangements for examinations in the UK but the principles and practices discussed are relevant for qualification boards internationally in countries that utilise externally assessed examinations (Graeme Douglas, McLinden, Robertson, Travers, & Smith, 2016; Lazarus, Thurlow, Lail, & Christensen, 2009; Pepper, 2007) and that are signatories to the United Nations Convention on the Rights of Persons with Disabilities (United Nations, 2006).

Access and Assessment Arrangements and Accommodations

Access and Assessment Arrangements available for UK candidates in externally assessed examinations include for example: extra time; use of technology to generate responses; provision of question papers in alternative formats such as Large Print, Braille, digital PDF, coloured paper; or use of a human reader to read questions and/or a scribe to write a candidate's responses (Joint Council for Qualifications, 2018a; Scottish Qualifications Authority, 2017).

The use of access and assessment arrangements is commonplace throughout the UK. In 2017-18, access arrangements were approved for 391,130 candidates, from 91.3% of all GCSE and

GCE presenting centres (Ofqual, 2018c). The most common arrangements in 2017-18 were 25% extra time, a computer or human reader, and a scribe or speech recognition (Table 2; (Ofqual, 2018c)). The terminology used in Table 2, Table 3 and Table 4 regarding the type of arrangements and papers is taken from the published Ofqual and SQA data; for some we have provided examples to aid clarity.

Table 2: Number of approved Access Arrangements for GCSE, AS and A level by type, 2017-18

Access Arrangement	Number of approved arrangements (candidates) 2017/18	% of total AA
25% extra time	235,060	60.1%
Computer reader/reader	95,785	24.5%
Scribe/speech recognition	41,070	10.5%
Coloured/enlarged paper	8,095	2.1%
Extra time over 25%	5,190	1.3%
Bilingual dictionary with extra time	2,905	0.7%
Other	1,370	0.4%
Practical assistant for written papers	960	0.2%
Practical assistant for practical assessments	690	0.2%
Alternative accommodation (e.g. home or hospital)	0	0%
Oral Language Modifier	0	0%
Sign Language Interpreter	0	0%
Total	391,130	

The number of requests for examination question papers in alternative formats are reported by Ofqual in respect of each individual exam paper (Table 3) (Ofqual, 2018b). In 2017-18 there

were 49,985 requests for modified papers representing 0.3% of the total number of GCSE, AS and A level papers marked.

Table 3: Number and type of modified papers requested from AQA, Pearson, OCR, WJEC and CCEA, 2017-18

Type of modified paper	Number of papers 2018
Non-interactive electronic question papers	18,985
Enlarged Print question papers 18-point	16,865
Enlarged Print question papers 24-point	9,095
Braille paper	1,195
Tactile diagrams with print labels	905
Other formats (e.g. papers with modified language)	2,940
Total	49,985

In Scotland, SQA received 58,655 requests for Assessment Arrangements on behalf of 18,487 candidates in 2018, representing 15.1% of the total number of candidates sitting the examinations; Assessment Arrangements were requested for 11.7% of the total number of examination entries (Table 4) (source: data provided by SQA to the author¹).

¹ SQA provide the following caveats in respect of the data in Table 4. *Assessment arrangements information is submitted by centres at the local centre level using SQA guidelines. The Assessment Arrangements Requests (AAR) system data has been captured for one particular purpose - for submitting requests for assessment arrangements in the external diet of NQ examinations. The output of statistical information was not part of the design of the system and as such, there are limitations within the data available. These include that centres submit required arrangements but also often request contingency arrangements; students may choose not to use the assessment arrangements requested via the AAR system; there is not a discrete recording option for newer technologies such as digital readers; and requests for AAs are made by subject and level where it is likely that such requests are not required for all components. For example, a candidate may require a particular assessment arrangement for a written response component but will not require this assessment arrangement for the multiple choice question paper component.*

Table 4: Number of requests for Assessment Arrangements to SQA by type, 2018

Assessment Arrangement	Number of requests, 2018	% of total AA requests
Extra Time	45,087	76.9%
Separate Accommodation (e.g. candidate in an individual room)	36,209	61.7%
Use of ICT (e.g. to type answers)	9,917	16.9%
Reader	9,564	16.3%
Digital Question Papers	6,662	11.4%
Scribe	5,818	9.9%
Rest Period	4,356	7.4%
Coloured Paper	3,437	5.9%
Prompter / Practical Helper	2,207	3.8%
Enlarged or Adapted Print Question Papers (e.g. the paper printed in a different or large font)	1,143	1.9%
Transcription with correction (e.g. where the candidate's script is transcribed by staff with correction of spelling errors)	666	1.1%
Modified Content (e.g. text description of images)	401	0.7%
Transcription without correction (as above, without spelling correction)	335	0.6%
Calculator	253	0.4%
Adapted Certificate (e.g. in Large Print / Braille)	84	0.1%
Referral of script to the Principal Assessor	56	0.1%
Question Paper signed to candidate	48	0.1%
Taped transcription-Live Presentation	37	0.1%
Candidate Signs Responses	32	0.1%
Braille (e.g. the question paper in braille)	27	0.0%

The most common types of arrangements used throughout the UK are therefore Extra Time, use of human or computer reader, technology or scribe for writing, and adapted papers in digital, coloured or Large Print formats.

Digital / electronic question papers

Digital or electronic versions of examination question papers in PDF were introduced by SQA in Scotland in 2008 following research and trial by CALL Scotland, a research and service unit at the University of Edinburgh (P. Nisbet, 2008, 2012) and subsequently by other UK examination boards in 2014 (Ofqual, 2015). By 2018, digital or electronic papers had become the most commonly requested type of alternative format question paper both in Scotland (Table 4) and the rest of the UK (Figure 1; (Ofqual, 2018c)). Note that one GCSE board did not report the number of requests for electronic question papers in 2018.

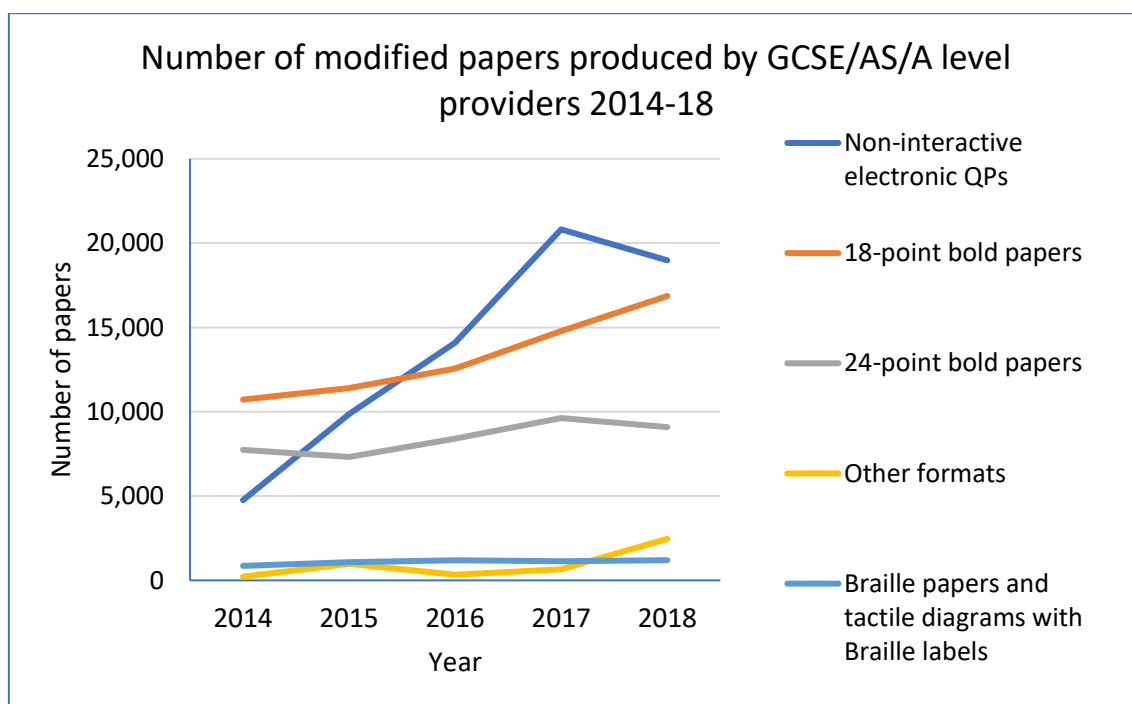


Figure 1: Number and type of modified papers produced by GCSE/AS/A level providers 2014-18 (Ofqual, 2018c, p. Table3)

The uptake of digital question papers suggests that the technology is meeting the needs of many candidates who require access/assessment arrangements in examinations. However, digital question papers are PDF files which have a poor reputation in terms of accessibility (Nielsen, 2003; Seale, 2006; Williams, 2018), particularly for people with severe sight impairment who use screen reader technologies (Lazar, Allen, Kleinman, & Malarkey, 2007; National Federation of the Blind, 2018; openText, 2015). While accessibility options for PDF files have been developed by Adobe over the years (Adobe, 2018; Adobe & AFB Consulting, 2008), people who use screen readers continue to find PDF inaccessible because authors do not always create files to be accessible (Bigham, Brady, Gleason, Guo, & Shamma, 2016). Why then have candidates and schools apparently embraced digital papers, given these limitations?

The research and commentary referenced in the previous paragraph is particularly critical of PDF accessibility for people with severe sight impairment who use *screen reader* technologies. It is important to clarify the difference between a computer *Text Reader* and a *Screen Reader*. *Screen Readers* such as *JAWS* (Windows OS) (Freedom Scientific, 2019a) or *VoiceOver* (iOS) (Apple, 2019) are designed for people with no or little sight: the software not only reads text but also provides an audible description of the components and elements on the screen, such as descriptions of images, applications running, filenames of documents; contents of menus; dialogue boxes, etc.. *Screen Readers* are complex tools and require training and practice in order to develop high levels of competency. They also require digital resources to be designed and created in formats that are accessible to the *Screen Reader*.

Text Reader tools read text from the computer screen – in most cases the student selects the text to be read or places the cursor within the paragraph on screen and then activates the reader. They do not generally provide audible descriptions of the elements of the screen. Text Readers are therefore typically used by candidates with dyslexia or reading difficulties or low vision, i.e. candidates who have sight.

The Scottish Government 2018 Pupil Census reports 64.5 pupils per 1,000 identified with an Additional Support Need (ASN) arising from dyslexia or other specific learning difficulty compared to 6.6 pupils per 1,000 with an ASN arising from visual impairment (Scottish Government, 2018 Table 1.8). The incidence of learners with dyslexia or specific learning difficulties is 9.7 times that of learners with visual impairment. Within the group of learners identified as sight impaired, those who have severe sight impairment are small in comparison to those who have low vision. According to VisionUK (VisionUK, 2018), 0.2% of children and young people up to the age of 25 are sight impaired according to World Health Organisation classification, and an estimated 0.05% of children and young people are severely sight impaired.

Therefore it is likely that examination papers in PDF have been successful because they meet the needs of the majority of candidates who require assessment arrangements as a result of dyslexia or reading difficulties, autism, cognitive, behavioural, or physical challenges, or less severe sight impairment.

It is not clear from the data from awarding bodies whether the PDF question papers that are currently offered are being requested or used by candidates with severe sight impairment who use Screen Reader technology.

Research questions

The questions addressed by the author of this paper are:

1. How accessible are the Digital Question Papers offered by Awarding Bodies, for candidates with severe sight impairment who use Screen Readers?
2. Which screen reading technologies are currently used by learners with sight impairment?

And given that students who use Screen Readers may also use other methods and formats – for example, audio books or Braille - to access assessment and curriculum materials – we also investigated:

3. Which other access methods and formats are used by candidates with sight impairments?

Research Question 1: Accessibility of Digital Question Papers with Screen Readers

RQ 1 - Method

According to Lazar *et al*, the most common causes of frustration reported in a survey of 100 screen reader users were: “a) page layout causing confusing screen reader feedback; b) conflict between the screen reader and application; c) poorly designed/unlabelled forms; d) no alt text for pictures” (Lazar et al., 2007, p. 256).

For examination papers in PDF, the UK Association for Accessible Formats (UKAAF) (Day, 2014) specify two levels of accessibility: *Level One* papers are primarily “intended for use by sighted candidates who are print impaired” while *Level Two* assessments are “for use by candidates who are blind or who have a significant visual impairment” and who use Screen Reader software (Day, 2014). Table 5 lists the minimum standards for each level of accessibility for PDF examination papers.

Table 5: UKAAF Minimum Standards for Examination Question Papers in PDF

UKAAF Level One Minimum Standards for Sighted Candidates	UKAAF Level Two Minimum Standards for candidates who are blind
<ul style="list-style-type: none">• The Document Properties are correctly populated and set up according to the UKAAF Accessible PDF guidance.• The correct primary language is assigned.	<ul style="list-style-type: none">• Level One criteria are satisfied.• Reading order is structured to provide for continuous reading of the content in a logical order.

<ul style="list-style-type: none"> • All text required by the candidate (including text on images, graphs, maps, etc.) can be accessed by text-to-speech software. • The audio output of the text-to-speech accurately reflects the text on screen. • The document has a coherent reading order for text-to-speech software. • The file has an appropriate navigational structure and uses heading styles consistently throughout the assessment so that candidates can easily navigate between or within instructions, questions and stimulus material. • Lists are appropriately tagged. • Each new Section or Question within the assessment is bookmarked. • Where papers do not have form fields, text reflows correctly when zoom tools are used, so that all elements of a question are co-located before and after reflow. • Any coloured text within the assessment meets colour contrast guidelines (as published by WCAG). If a page has a background colour this is of sufficient contrast to the text to meet the needs of candidates who are colour blind. • The assessment allows the candidate to alter the colours in the PDF file. • Standard keyboard shortcut keys are working. • Permissions are enabled to allow clipboard reader access so that text can be selected and read out by text-to-speech software. • Where mathematical and scientific notation is accessible to the text-to-speech software, 	<ul style="list-style-type: none"> • Tables are appropriately and consistently tagged with row and column headers provided. • Table summaries are provided where this does not compromise the assessment criteria. • All necessary and informative images are allocated an alternative text description that complies with the assessment criteria and associated regulations. • All mathematical and scientific notation is identified and tagged with appropriate alternative text, so that the screen reader software reads it coherently and the vocabulary used complies with the assessment criteria and associated regulations. • All content not required by the candidate, such as bar codes or reference numbers, are tagged as an Artefact. • Answer lines and answer boxes are assigned an alternative text description. • The content of the assessment complies with the modifications supplied by a Qualified Teacher of the Visually Impaired (QTVI) or a suitably experienced individual.
---	---

<p>the vocabulary used complies with the assessment criteria and associated regulations.</p> <ul style="list-style-type: none">• The agreed security and permissions have been set.	
---	--

To investigate the accessibility of examination papers currently available for UK candidates who use screen readers, tests were conducted on a sample of 2017 and 2018 papers from each UK awarding body. It was beyond the scope of the project to conduct a comprehensive accessibility test of every paper from every awarding body and so we tested English Language papers, given that these assessments are undertaken by a large number of candidates, and Physics papers, chosen because they include more complex page layouts incorporating images and diagrams. Tests were conducted on both standard and large print modified or 'accessible' PDF papers, where available. 20 papers from six awarding bodies were tested in total. The papers were sourced from the following locations:

- AQA standard papers <https://www.aqa.org.uk/exams-administration/exams/find-past-papers-and-mark-schemes>
- AQA modified papers <https://www.aqa.org.uk/exams-administration/special-requirements/access-arrangements/modified-question-papers>
- CCEA http://cea.org.uk/qualifications/past_papers_mark_schemes/gce
- OCR <https://www.ocr.org.uk/qualifications/past-paper-finder/>

- Pearson Edexcel <https://qualifications.pearson.com/en/support/support-topics/exams/special-requirements/modified-papers.html>
- SQA <https://www.sqa.org.uk/sqa/89986.html>
- WJEC <https://www.wjec.co.uk/students/past-papers/>

Tests were conducted using the Acrobat Pro Accessibility Checker (Adobe, 2019) which generates results for 32 different characteristics : there is not capacity to present results for all 32 features here so instead we report results for four particular aspects identified by Lazar *et al* and UKAAF (Table 5) that have particular impact on access with screen readers:

- **“Tagged PDF”** – failure on this test indicates that there is no information on the logical structure and the elements for the screen reader to interpret.
- **“Logical Reading Order”** – whether the document structure provides a logical reading order for the screen reader (the most common cause of frustration);
- **“Tab order”** – whether the tab order matches the document structure to enable users to tab through in a logical order.
- **“Figures alternate text”** – whether figures and images have alternate text that can be read by a screen reader.

In addition, manual observational tests were carried out by the author and colleagues on each paper using *JAWS 2019* (Freedom Scientific, 2019a) to assess:

- whether navigation using headings was possible;

- whether the reading order was logical;
- whether artefacts are read out;
- the presence of appropriate alternate text for images;
- accessibility of form fields.

RQ1 - Results

The test results are summarised in Table 6 and suggest that 'accessible PDF' papers from Pearson Edexcel are likely to be usable by candidates who use screen readers but that digital papers from the other awarding bodies are unlikely to meet the needs of these candidates.

The author contacted the GCSE awarding bodies directly to ask whether papers offered were suitable for learners who use screen reader technologies. Responses from AQA and OCR indicated that their papers were not tested for screen reader accessibility. OCR did provide us with additional versions of the English papers but in our tests we found the same problems with reading order and lack of headings for navigation that were present with the files from the OCR web site. Pearson reported that their accessible papers were tested with the NVDA and JAWS screen readers.

SQA and Pearson Edexcel offer 'interactive' or 'question and answer' papers with 'form fields' where candidates can enter answers on screen, and for most candidates, these simplify access. However, form fields can add complexity for candidates who use screen readers; different

screen readers handle form fields in different ways; while our research found that *VoiceOver* on iPad ignores form fields completely.

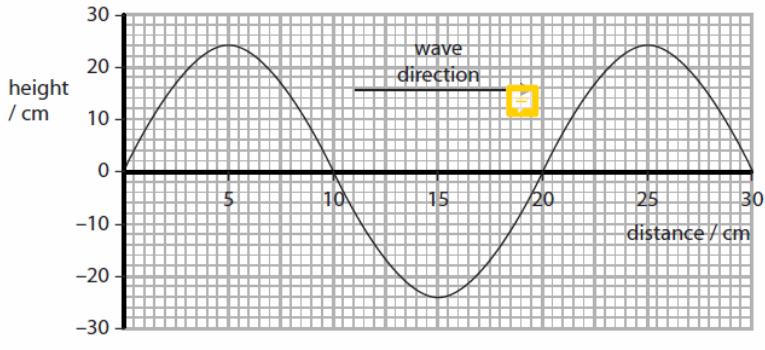
There are therefore significant concerns regarding access to digital question papers in examinations for candidates with severe sight impairment who use screen readers. The accessibility characteristics of the PDF papers from different providers varies and is further compounded by inconsistencies in the functionality of screen reader technologies and/or digital devices used by students.

Table 6: Results of accessibility tests with sample digital papers

Awarding Body and Question Paper tested	Results with Acrobat Pro Accessibility Checker				Manual test observations with JAWS			
	Tagged PDF	Logical Reading Order	Tab order	Figures alternate text	Headings for navigation?	Reading order	Irrelevant artefacts ignored?	Alt text for images?
AQA								
2018 GCSE English Language Paper 1 8700/1	Passed	Needs manual check	Failed	Failed	No	Poor	Yes	No
2018 GCSE English Language Paper 1 Insert 8700/1	Passed	Needs manual check	Failed	Failed	No	Poor	Yes	No images
2018 GCSE English Language Paper 1 8700/1 modified A4 18pt	Failed	Needs manual check	Failed	Failed	No	Poor	No	No
2018 GCSE Physics Foundation Tier Paper 1	Passed	Needs manual check	Failed	Passed	No	Poor	No	No
2018 GCSE Physics Foundation Tier Paper 1 modified 18pt	Passed	Needs manual check	Failed	Failed	No	Poor	Yes	No
CCEA								
2018 GCSE English Language/English Unit 1: Personal Writing and Reading Multi-Modal Texts: Foundation Tier	Failed	Needs manual check	Failed	Failed	No	Poor	No	No
2018 GCSE Physics Unit 1 Foundation Tier GPH11	Failed	Needs manual check	Failed	Failed	No	Poor	No	No
OCR								
2018 GCSE (9–1) English Language J351/01 Communicating information and ideas.	Passed	Needs manual check	Passed	Passed	No	Poor	Yes	No

Awarding Body and Question Paper tested	Results with Acrobat Pro Accessibility Checker				Manual test observations with JAWS			
	Tagged PDF	Logical Reading Order	Tab order	Figures alternate text	Headings for navigation?	Reading order	Irrelevant artefacts ignored?	Alt text for images?
2018 GCSE (9–1) English Language J351/01 Communicating information and ideas Reading Insert.	Passed	Needs manual check	Passed	Passed	No	Poor	Yes	No images
2018 GCSE (9–1) English Language J351/01 Communicating information and ideas. Modified Enlarged A4 18 point.	Failed	Needs manual check	Failed	Failed	No	Poor	No	No images
2018 GCSE (9–1) English Language J351/01 Communicating information and ideas Reading Insert. Modified enlarged A4 18pt.	Failed	Needs manual check	Failed	Failed	No	Poor	No	No images
2018 GCSE (9–1) Physics A (Gateway Science) J249/01 Paper 1 Foundation Tier.	Failed	Needs manual check	Failed	Failed	No	Poor	No	No
Pearson								
2017 English Language Paper 1: Fiction and Imaginative Writing 1EN0/01 accessible PDF (interactive, with form fields)	Passed	Needs manual check	Passed	Passed	Yes	Logical	Yes	Yes
	Notes: <ul style="list-style-type: none"> • Form fields are identified and editable. • Question values are stated e.g. “(Total for Question 1 = 1 mark)”. 							
2017 English Language Paper 1: Fiction and Imaginative Writing	Passed	Needs manual check	Passed	Passed	Yes	Logical	Yes	Yes

Awarding Body and Question Paper tested	Results with Acrobat Pro Accessibility Checker				Manual test observations with JAWS			
	Tagged PDF	Logical Reading Order	Tab order	Figures alternate text	Headings for navigation?	Reading order	Irrelevant artefacts ignored?	Alt text for images?
Reading Text Insert 1EN0/01 accessible PDF								
	Notes <ul style="list-style-type: none"> Line number identifiers in the reading text are read out e.g. "Line 5". 							
2017 Physics/Science Unit P1: Universal Physics Foundation Tier 5PH1F/01 accessible PDF (interactive, with form fields)	Passed	Needs manual check	Passed	Passed	Yes	Logical	Yes	Yes
	Notes: <ul style="list-style-type: none"> Question values are stated e.g. "One mark available". Form fields are identified and editable although we found check boxes difficult to control. Formulae are read out correctly e.g. "wave speed = distance over time"; "$v = x \text{ over } t$". Images have alternate text, e.g. "A line graph. The vertical axis shows height in cm, from minus 30 up to 30. The horizontal axis shows distance in cm, from 0 to 30. An arrow indicates that wave direction is towards the right. The wave starts at 0 and peaks at a height of 24 cm at a distance of 5 cm. It then declines, crossing through 10 cm distance at 0 cm height. The low point is minus 24 cm at 15 cm distance. The line then rises, crossing through 20 cm distance and 0 cm height. It then reaches another peak of 24 cm height and 25 cm distance. It then declines to finish at 0 cm height and 30 cm distance." 							

Awarding Body and Question Paper tested	Results with Acrobat Pro Accessibility Checker				Manual test observations with JAWS			
	Tagged PDF	Logical Reading Order	Tab order	Figures alternate text	Headings for navigation?	Reading order	Irrelevant artefacts ignored?	Alt text for images?
								
SQA								
2018 National 5 English Reading for Understanding, Analysis and Evaluation	Failed	Needs manual check	Failed	Passed	No	Poor	No	No images
2018 National 5 Physics	Failed	Needs manual check	Failed	Passed	No	Poor	No	No
	Notes: <ul style="list-style-type: none"> • JAWS reported that some pages are 'empty', i.e. there is nothing to read, even though the pages did have content. • JAWS did not report form fields at all. 							
WJEC								
2017 GCSE English Language Foundation Tier Unit 1 4941/01-CR	Passed	Needs manual check	Failed	Failed	No	Poor	No	No images

Awarding Body and Question Paper tested	Results with Acrobat Pro Accessibility Checker				Manual test observations with JAWS			
	Tagged PDF	Logical Reading Order	Tab order	Figures alternate text	Headings for navigation?	Reading order	Irrelevant artefacts ignored?	Alt text for images?
2018 GCSE English Language Foundation Tier Unit 2 modified large print 3700U20-1	Passed	Needs manual check	Failed	Failed	No	Poor	No	No images
2018 GCSE Physics Unit 1 Foundation Tier 3420U10-1	Passed	Needs manual check	Failed	Failed	No	Poor	No	No

Figure 2 illustrates some of the challenges that a candidate using a screen reader may face (G. Douglas, McCall, Pavey, & Nisbet, 2009; P. D. Nisbet, Shearer, Balfour, & Aitken, 2006) when reading a Digital Question Paper in PDF that has not been designed for screen reader access:


- The logical reading order is not defined correctly and so the Screen Reader begins by reading the bar code number at the bottom of the page and then follows the order shown by the arrows. This is unlikely to make sense to the candidate.
- Irrelevant artefacts on the page (e.g. the bar code and instruction to avoid writing in the marker's margin) are read out.
- The number of marks that each question is worth is difficult to determine.
- The form fields (the on-screen answer boxes) are not tagged and are therefore ignored by the screen reader so that the candidate does not know that they exist.
- The image of the blender does not have an alternate text description so the candidate does not know that it is present or what it means.
- The circuit diagram is invisible as far as the candidate is concerned.

Other difficulties we found with papers that are not prepared for Screen Readers include:

- tables may not be specified as such and so may not read out in a way that can be understood;
- mathematical and scientific expressions are unlikely to be read correctly;
- lack of headings means that navigation around the paper is difficult, especially if essential text is in one location (e.g. the reading text for the English comprehension papers used in our tests) and the questions that refer to the text are elsewhere in the paper.

SECTION 1 — 20 marks
Attempt ALL questions

1. A team of engineers is designing a kitchen blender.



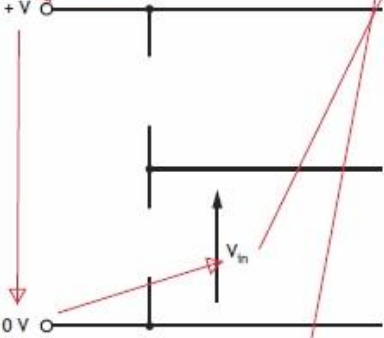
(a) State the type of engineer that would calculate the size of the gears to be used in the kitchen blender.

(b) State the type of engineer that would simulate the speed control circuit in the kitchen blender.

2. An electronic circuit is being designed to meet the following specification:

- V_{in} should increase as the light level detected increases.

Complete the circuit diagram below to include an LDR and a fixed resistor so that the circuit meets the required specification.



* X 8 2 3 7 5 0 1 0 2 *

page 02

MARKS DO NOT WRITE IN THIS MARGIN

1
1
3

Screen reader starts here

Figure 2: SQA National 5 Engineering Science 2018: the order in which text is read by the screen read is confusing; answer boxes are ignored; irrelevant information is read out; the circuit diagram cannot be understood.

To be adequately accessible with a screen reader, this page requires:

- Headings tagged so the candidate can navigate to questions easily;
- The reading order to be logical and make sense;

- The bar code and marker’s instructions to be tagged to be ignored by the reader;
- An ‘alternative text description’ added for the circuit diagram, indicating for example that the diagram is available in tactile or enlarged or other format.
- Form fields tagged such that the screen reader alerts the candidate to their presence, so that answers can be entered.

Accessibility Standards and Regulations and implications for Digital

Question Papers

This research suggests that Pearson Edexcel is the only UK awarding body provider at time of writing in May 2018 to provide digital question papers that are adequately accessible for candidates who use screen reader technologies.

Article 9 of the United Nations Convention on the Rights of People with Disabilities requires signatories to “take appropriate measures to ensure to persons with disabilities access, on an equal basis with others, to the physical environment, to transportation, to information and communications, including information and communications technologies and systems, and to other facilities and services” (United Nations, 2006) while European Guidelines on Information Accessibility for Learning states that “It is crucial to provide information in general – and information for learning in particular – in a way that is accessible to all users. Providing information that is not accessible creates an additional barrier for learners with disabilities and/or special needs.” (European Agency for Special Needs and Inclusive Education, 2015).

The Equality Act 2010 requires awarding bodies to make reasonable adjustments for candidates with disabilities (Joint Council for Qualifications, 2018a) while the Public Sector Bodies (Websites and Mobile Applications) Accessibility Regulations 2018 (UK Government, 2018) requires public sector organisations to ensure that websites and downloadable documents (including PDFs) published after 23 September 2019 comply with European standards for Accessibility requirements for ICT products and services (EN 301 549) (European Telecommunications Standards Institute, 2018).

We argue that this and other legislation on equality and access to information is applicable to digital question papers provided by awarding bodies for examinations, and that digital question papers should be accessible for all candidates including those who use screen reader technologies.

Research Questions 2 and 3: Technologies used by learners with sight impairment

One of the principles governing the use of access or assessment arrangements is that the support(s) must reflect the candidate's 'normal way of working' (Joint Council for Qualifications, 2019, p. 17; Scottish Qualifications Authority, 2017, p. 4). In order to understand the requirements of candidates it is therefore necessary to identify the technologies and screen reader tools that are currently being used by learners in schools. If Screen Readers are not in fact in common use, then there may be little need for awarding bodies to provide Digital Question Papers that are accessible using the technology.

RQ 2 & 3 - Method

A survey tool was designed by the author and distributed to Sensory Support teams and Qualified Teachers of the Visually Impaired in Scotland. Scotland was chosen because the author has contact with the Scottish Association of Visual Impairment Educators (SAVIE) and distribution of the survey was likely to be efficient. The survey (Appendix 1: Access to Curriculum Resources Survey Form) asked practitioners to record which tools and technologies were being used to access curricular resources by individual learners with visual impairment or blindness. The survey was distributed in April 2016 in a range of formats: on A3 paper; as a Microsoft Word form; and as an interactive PDF form. Ethical approval to publish this article was given by Moray House School of Education and Sport Ethics Committee at the University of Edinburgh.

RQ 2 & 3 - Results

Twenty-two responses were received from Sensory Support Services located in 16 of the 32 local authorities in Scotland and from one special school catering for learners with visual impairment, in respect of a total of

325 learners. The data provide a revealing snapshot of support tools and methods used by learners with sight impairment.

Age of learners

A breakdown of learner ages is given in Figure 3. The age of thirteen learners was not reported ('blank' in the table), while the age of five learners was given in terms of their school year: nursery (< 5), primary 1 (age 4-6), primary 3 (age 6 to 8), primary 7 (age 10 to 12) and third year of secondary (age 13 to 15). 89 out of 325 learners (27%) are aged 15 or older and therefore of an age to sit external examinations but inclusion of the wider age group gives an overall picture of support methods across the school-age population as learners progress towards high stakes assessments.

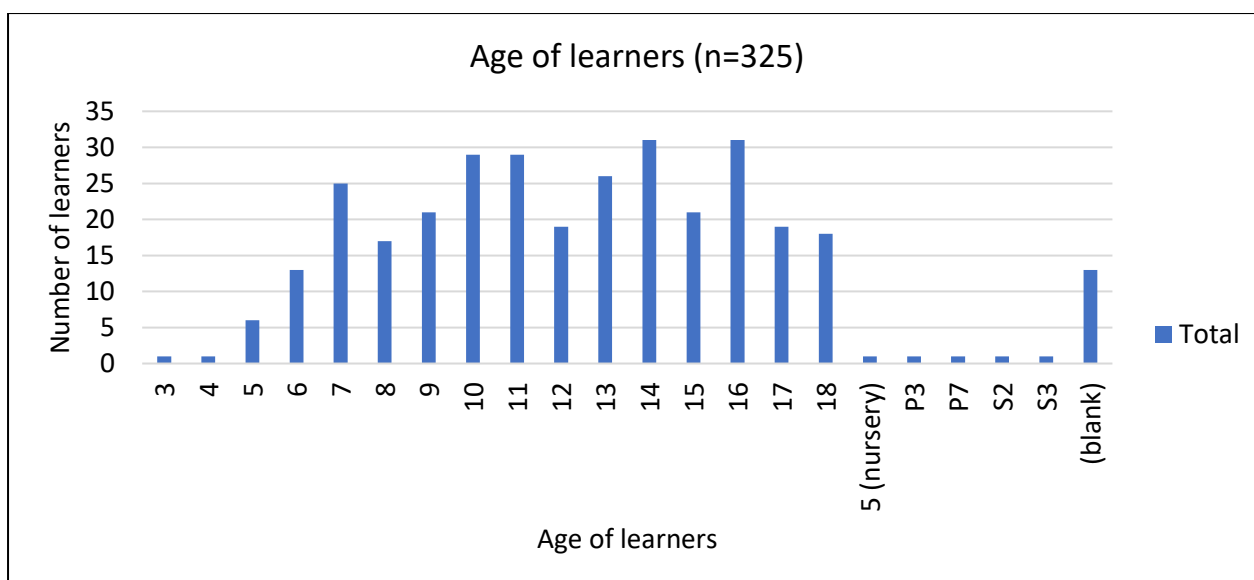


Figure 3: Age breakdown of learners

Access Tools and Methods

Table 7 provides an overview of the access tools, methods and accessible materials that are reported to be in use by the 325 learners. Most students are reported to use several methods and technologies. Regarding technology, 73% of learners use a laptop or desktop computer while 52% use a tablet. Almost half the students are reported to use a magnifier, while 65% use hard copy Large Print. Almost a third use a human reader or scribe. 22% are reported to be using some sort of text-to-speech on a computer or tablet, while

13% use braille and 12% use a braille digital device. The number of learners reported to use large print resources is more than five times the number who use braille materials.

Table 7: Overview of access tools, methods and accessible materials used by learners (n=325)

Access tool, method or accessible materials	Number of learners	Percentage of total (n=325)
Computer	237	73%
Tablet	170	52%
Large Print Paper	211	65%
Magnifier	158	49%
Human reader / scribe	103	32%
Text to Speech	71	22%
Audio books	95	29%
Braille	41	13%
Braille device	38	12%

Digital Technologies

Laptops & computers

Two hundred and thirty-seven learners out of 325 are reported to be using a laptop or computer (Table 8).

Windows computers are the most common type, used by 99%. The survey asked respondents to record the type of laptop used by learners and some respondents did not select 'Windows', but did report use of accessibility features within the Windows operating system such as built-in magnification or a particular file format or font size, so these learners have been categorised in the data as using a 'Windows (unspecified)' computer. We hypothesise that these students have access to a Windows desktop computer in class. Three students are using Alphasmart, Chromebook and/or MacOS laptop.

Table 8: Number of learners using laptops / computers

Laptop / computer	Number of learners
Windows	168
Windows (unspecified)	57
Windows class desktop	3
Windows desktop	3
MacOS	2
Windows, MacOS	1
Windows, MacOS, Chromebook	1

Alphasmart	1
Windows - large touch screen computer	1
TOTAL	237

Tablets

One hundred and seventy learners out of 325 (52%) are reported to use of a tablet device (Table 9) and the iPad is the most common: 87% (148 learners out of 170 tablet users) have an iPad. Kindles are next most popular (23 learners), followed by Windows (12 learners) and then Android (4 learners).

Table 9: Number of learners using tablets

Tablet	Number of learners
iPad	109
iPad, Kindle	11
Kindle	10
iPad, Bluetooth keyboard	10
Windows, iPad	5
Windows	4
iPad Pro	3
Android	2
iPad, Large class board interactive	2
Windows, iPad, Android	2
Bluetooth keyboard	2
Windows, iPad home only	1
Waiting on iPad	1
Phone home use for reading	1
iPad, Large class interactive board	1
iPad shared in nursery	1
iPad - iPad Pro to be trialled	1
iPad, Beamz, Skoog	1
Kindle, Alphasmart	1
About to introduce iPad in class	1
iPad, Kindle, Bluetooth keyboard	1
Grand Total	170

While there are reports of the advantages of iOS devices for people with sight impairment (American Foundation for the Blind, 2018; Hewett, Torgerson, & Douglas, 2014; Horsford, 2016; RNIB, 2018; Stenger, 2013) there is little published research on accessibility of iPads for visually impaired learners or the

prevalence of use by this group of learners in schools. The data presented here may suggest that iPads provide a more accessible technology for learners with a visual impairment than tablets running Windows, Android or Chrome OS. Note that many learners use more than one type of technology: 109 out of 148 iPad users were reported to use both an iPad and a Windows computer or laptop for example. There are other factors influencing choice of device and accessibility software that may be considered such as school, sensory service and local authority policies and practices. At time of writing in 2019 some local authorities in Scotland are provisioning Chromebooks for students, while others are planning to provide iPads on a 1:1 basis, and these policies are likely to impact upon the technologies that are available to and used by learners with sight impairment.

Digital Devices in use by learners in Senior Phase of secondary education

Our primary focus is on learners aged 15 or above who are of an age to sit external examinations. Table 10 gives the number of students in the senior phase who are reported to use computers or laptops. 69 out of 71 learners use Windows computers, of which 61 (86%) use laptops. 50 out of 55 Senior Phase tablet users (91%) have iPads (Table 11).

Table 10: Number of learners in Senior Phase age >15 using laptops / computers

Laptop / computer	Number of learners in Senior Phase
Windows	61
Windows (unspecified)	7
Windows, MacOS	1
MacOS	1
Alphasmart	1
Total	71

Table 11: Number of learners in Senior Phase age >15 using tablets

Tablet	Number of learners in Senior Phase
iPad	37
iPad, Kindle	4
iPad, Bluetooth keyboard	4
Kindle	3
Bluetooth keyboard	2
Windows, iPad home only	1

Windows, iPad	1
iPad - iPad Pro to be trialled	1
Windows, iPad, Android	1
iPad Pro	1
Total	55

Screen Readers and Text-to-Speech

Sixty-seven learners out of 325 (21%) are reported to use some sort of text-to-speech technology (Table 12). *VoiceOver* on iPad (Apple, 2019) is most common, used by 35 (52%) out of the 67 learners (Table 12). *JAWS* (Freedom Scientific, 2019a) is the most common reported Windows computer reader, reported for 15 learners (22%), followed by *Read&Write Gold 10* (Texthelp, 2019) (11 learners, 16%). Table 12 also gives the number of learners in the Senior Phase who are reported to be using screen or text reader technologies. Again, iPad *VoiceOver* is most common, used by 12 learners out of 23 (52%), followed by *JAWS*, used by 8 learners (35%). Neither *Windows Narrator*, the screen reader which is built-in to the Windows operating system nor *NVDA*, a free Screen Reader for Windows (NV Access, 2018) were reported to be used by any learners. This may or may not reflect actual practice as they were not offered as an option in the survey, although there was an opportunity to respond with 'Other' and to specify the tool in use.

Table 12: Number of learners using Screen Readers or Text to speech software and apps

Text-to-speech (TTS) tool. Screen Readers are <i>bold italicised</i> .	Number of learners	% of TTS learners	Number of learners in Senior Phase	% of learners in Senior Phase
<i>iPad VoiceOver</i>	31	46.3%	11	47.8%
<i>JAWS</i>	12	17.9%	7	30.4%
Read&Write Gold 10 for Windows	11	16.4%	3	13.0%
<i>Supernova for Windows</i>	2	3.0%		0.0%
WordTalk (Windows)	2	3.0%		0.0%
iPad Speak Selection	2	3.0%		0.0%
<i>JAWS, iPad VoiceOver</i>	2	3.0%	1	4.3%
<i>JAWS, SuperNova, iPad VoiceOver</i>	1	1.5%		0.0%
<i>Mac VoiceOver, Talking Tunes</i>	1	1.5%		0.0%
<i>Guide for Windows</i>	1	1.5%	1	4.3%
<i>iPad VoiceOver, Zoomtext</i>	1	1.5%		0.0%
<i>Chromebook</i>	1	1.5%		0.0%

Total for Text to Speech overall	67		23	
Total for Screen Readers	52	78%	20	87%

Read&Write Gold (11 learners, 16%) and *WordTalk* (CALL Scotland, 2019) (2 learners, 3%) are primarily designed as *text readers* for learners with sight and reading difficulties (Holzberg, 2013; Lange, McPhillips, Mulhern, & Wylie, 2006), rather than *screen readers* (e.g. *VoiceOver* or *JAWS*) which are specifically designed for people with severe sight impairment. *iPad Speak Selection* requires sight in order to select the text to be read, so we do not class it as a screen reader (American Foundation for the Blind, 2018). *Supernova* (Dolphin, 2019b), *Guide* (Dolphin, 2019a) and *ZoomText* (Freedom Scientific, 2019b) all provide both screen reading and screen magnification. One learner is reported to use a Chromebook, which has both screen and text reader options (Google, 2017).

Out of the 67 learners who are reported to use text-to-speech, there are therefore up to 52 learners (16% of the total number of learners represented in the survey responses) using Screen Readers. The data show that most students with sight impairment use more than one method of support, and Table 13 provides an overview of the other strategies employed by those learners who are reported to use Screen Readers. This analysis shows that a majority of the 35 learners who use iPad VoiceOver are reported to use screen magnification also (24; 69%) while only 17% are reported to use braille. In contrast, only 1 out of 15 JAWS users also uses screen magnification, while 12 out of 15 use braille. While the sample size is small, the data suggest that JAWS users are less likely to use sighted methods of access, whereas iPad VoiceOver users do also use low vision aids and strategies.

Table 13: Number of learners using Screen Readers who also use braille, audio books, human reader and screen magnification

Screen Reader	Number of learners	Number of learners also using braille	Number of learners also using audio books	Number of learners also using reader/scribe	Number of learners also using Screen Magnification
iPad VoiceOver	31	3	24	15	23
JAWS	12	9	7	4	1
Supernova	2				2
JAWS, iPad VoiceOver	2	2		1	

JAWS, SuperNova, iPad VoiceOver	1	1	1	1	
Mac VoiceOver, Talking Tunes	1		1	1	
Guide for Windows	1	1		1	
iPad VoiceOver, Zoomtext	1		1		1
Chromebook	1		1	1	1
Total	52	16	35	24	28

Screen Magnification

Just over half of learners (175; 53%) are reported to use some sort of screen magnification software or facility compared to the 67 learners (21%) who use text-to-speech software and 38 (12%) who use a device to read or write Braille (Table 14). Many learners are reported to be using combinations of different tools – for example, 30 learners use screen magnification on both Windows and iPad machines – and so Table 14 gives aggregated totals. The most common magnification systems are those built into Windows and iPads as standard. Of the specialist magnification software packages, SuperNova is more common than ZoomText.

Table 14: Numbers of users of screen magnification software

Screen Magnification software	Number of learners	Number of Senior Phase learners
Windows built in	130	31
iPad built-in	75	17
SuperNova	13	5
ZoomText	3	1
MacOS built-in	1	1
Android	1	0
Chromebook built-in	1	0

Braille and braille devices

Forty learners out of 325 (12%) are reported to use Braille materials and 38 use some sort of Braille device – either a Manual or Electronic Brailier, refreshable Braille display, or a Braille Notetaker such as a BrailleNote. Some learners use more than one Braille device and Table 15 gives the aggregated figures. While the main focus of this research is on devices and technologies for screen reader users, it is also helpful to investigate Braille displays and Braille Notetakers with braille displays because learners may wish to use these to access

digital questions papers also. There were 25 learners in total out of 325 (8%) and 7 (2.2%) learners in the Senior Phase reported to be using a refreshable Braille display or Braille Notetaker. (The totals in Table 15 are greater than 25 and 7 because most students use more than one Braille device).

Table 15: Numbers of learners using Braille devices

Braille device in use	Number of learners	Number of learners in Senior Phase
Manual Braille	27	13
Electronic Braille	12	2
Braille display	9	3
Braille Notetaker	14	6
BrailleNote	10	2

Limitations

Although the accessibility tests were undertaken on a small sample of digital question papers sourced from the awarding bodies' web sites, we suggest that production methods and processes are sufficiently uniform to assume that the results will apply for most papers available from the awarding bodies. There is however a need to conduct research with learners with severe sight impairment who use Screen Readers to fully understand the requirements of candidates.

The data on the strategies and tools used by learners were provided by a self-selecting group of twenty-two practitioners in specialist Sensory Support teams in 16 out of 32 local authority areas in Scotland and from one special school for students with visual impairment. The data should therefore be reasonably accurate given the sources although the information has not been validated and may include errors, varying interpretations and bias. The survey data are with respect to learners in Scotland but should be applicable internationally given that the needs of learners with visual impairment in terms of access to the curriculum and the technologies described are reasonably consistent across the UK and other nations where technology is used by learners with visual impairment.

The data describe technologies and strategies used by 325 learners and are not by any means a comprehensive survey of all learners with a visual impairment in Scotland. For example, one respondent

noted that *“This is not my full caseload: it’s been completed only for those who rely or use technology in some way. Many of my caseload use PCs in class without added extras, i.e. sit closer to it. Many of my younger pupils don’t need anything yet as print size is ok and don’t use any additional technologies.”*

The survey was conducted in summer of 2016 and provides a snapshot of technologies and approaches in use at that time: this will undoubtedly change as technologies and practices develop.

Discussion

UK Awarding bodies are required to make reasonable adjustments for people with disabilities and one such adjustment is the use of Access or Assessment Arrangements by candidates in externally assessed examinations. UK awarding bodies offer adapted and/or modified question papers in Large Print, braille and digital formats. The digital or electronic question papers are provided in PDF and while uptake suggests that they are accessible for learners with sight, this research has found that digital examination papers from five out of six UK awarding bodies are not adequately prepared for candidates with severe sight impairment who use screen reader technologies.

This does not necessarily mean that these candidates are being disadvantaged in examinations: they may be using other methods of support in the assessment, such as a human reader, or braille papers. There are no published data regarding the number or pattern of requests for digital question papers on behalf of candidates who use or would wish to use screen readers to access examinations. Since Access Arrangements should reflect candidates’ ‘normal way of working’ in school or college, it is important to understand which technologies are being used by learners with sight impairment in order to inform the provision of appropriate arrangements and the data sets described in this paper offer a unique overview and insight into tools and strategies used by 325 learners across Scotland. Although the data are restricted to learners in Scotland, we suggest the analysis is relevant for awarding bodies, practitioners and policy makers across the UK and internationally in other countries where inclusive practices are in place.

The research has found that 73% of learners use a laptop or desktop computer while 52% use a tablet.

Windows devices are the most commonly used type of laptop or computer, while iPads are the most common tablet device, although as this picture will no doubt alter as technology changes and develops.

A majority of learners with sight impairment are reported to use visual aids or adaptations: the number of pupils using large print resources are more than five times the number who use braille materials for example.

Regarding screen reader technologies, the focus of this article, up to 52 (16%) of the 325 learners are reported to be using screen reader tools, compared to 13% who use braille; 29% who use audio books and almost one third who have support from a human reader or scribe. The research finds that *VoiceOver* on iPad is most commonly used, followed by *JAWS*. However, detailed analysis indicates that a majority of *VoiceOver* users also access technology with screen magnification and so it may be that this group are employing the latter instead or in addition to *VoiceOver* in examinations; while 12 out of 15 *JAWS* users read braille resources in class, so this group may be able to access braille papers in examinations rather than using the screen reader. Nevertheless, even if other Access Arrangements are an option, the lack of screen reader accessible digital papers may disadvantage learners for whom a screen reader is their preferred or more usual method of accessing learning resources. There may also be a risk that schools do not promote or may even discourage the use of Screen Readers in class, if examination question papers are not accessible using the technology.

This research indicates that there are more learners using screen reader technologies than those who use hard copy braille; yet only one out of six awarding bodies (Pearson Edexcel) offers digital papers that are adequately accessible with screen readers, while all boards apart from CCEA report that they provide hard copy papers in braille (Ofqual, 2018c, p. 3; Scottish Qualifications Authority, 2017, p. 7).

We therefore argue that five out of six examination boards in the UK are not be adequately meeting the needs of learners who use screen reader or electronic braille technologies and are not meeting obligations under equality legislation (Equality Act 2010, 2010).

One reason why UK awarding bodies do not produce screen-reader accessible papers may be because current guidance (UKAAF, 2018) for adapting and modifying question papers for candidates with disabilities addresses the production of Large Print and braille examination papers, but does not deal with screen reader technologies. The production of assessments that can be accessed with screen readers involves more than simply adapting the digital question papers that are currently available for candidates who use sight because the assessment may require modification to take account of the needs of candidates who do not have sight, following similar processes that are used to produce braille papers. This modification process is required under UKAAF Level Two standard: “The content of the assessment complies with the modifications supplied by a Qualified Teacher of the Visually Impaired (QTVI) or a suitably experienced individual” (Day, 2014).

There is therefore a need for regulators, awarding bodies, educators, accessibility specialists and organisations representing candidates to research, develop and publish modification guidelines for production of digital examination papers by users of screen reader and braille display technologies. Digital question papers for candidates who use screen readers or electronic braille displays must be designed, created and tested so that they function reliably and accurately on the full range of technologies that are used by learners, particularly *VoiceOver* on iPad, *JAWS* and electronic Braille displays and devices.

References

- Adobe. (2018). Creating accessible PDFs in Adobe Acrobat. Retrieved March 19, 2018, from <https://helpx.adobe.com/acrobat/using/creating-accessible-pdfs.html>
- Adobe. (2019). Using the Acrobat Pro DC Accessibility Checker. Retrieved July 24, 2019, from <https://www.adobe.com/accessibility/products/acrobat/using-acrobat-pro-accessibility-checker.html>
- Adobe, & AFB Consulting. (2008). *Accessing PDF Documents with Assistive Technology A Screen Reader User's Guide Accessing PDF Documents with Assistive Technology*. Retrieved from <https://www.adobe.com/content/dam/acom/en/accessibility/pdfs/accessing-pdf-sr.pdf>
- American Foundation for the Blind. (2018). Apple iOS for iPhone and iPad: Considerations for Users with Visual Impairments and Blindness - American Foundation for the Blind. Retrieved October 24, 2018, from <http://www.afb.org/info/living-with-vision-loss/using-technology/cell-phones-tablets-and-other->

mobile-technology-for-users-with-visual-impairments/apple-ios-for-iphone-and-ipad-considerations-for-users-with-visual-impairments-and-blindness/1234

Apple. (2019). Turn on and practice VoiceOver on iPad - Apple Support. Retrieved May 25, 2019, from <https://support.apple.com/en-gb/guide/ipad/turn-on-and-practice-voiceover-ipad9a246898/ios>

Bigham, J. P., Brady, E., Gleason, C., Guo, A., & Shamma, D. A. (2016). An Uninteresting Tour Through Why Our Research Papers Aren't Accessible. In *Proceedings of the 2016 CHI Conference Extended Abstracts on Human Factors in Computing Systems* (pp. 621–631). San Jose, California, USA: ACM. <https://doi.org/10.1145/2851581.2892588>

CALL Scotland. (2019). WordTalk Free text-to-speech plugin for Microsoft Word. Retrieved July 26, 2019, from <https://www.wordtalk.org.uk/Home/>

Day, S. (2014). *Minimum Standard for Accessible PDFs for Examination Use* (No. MS04). Cwmbrân . Retrieved from <https://www.ukaaf.org/wp-content/uploads/2015/05/MS04-UKAAF-Minimum-standards-Accessible-PDF-for-Assessments.pdf>

Dolphin. (2019a). GuideConnect | Dolphin Computer Access. Retrieved July 26, 2019, from <https://yourdolphin.com/en-gb/products/individuals/guide-connect>

Dolphin. (2019b). SuperNova Magnifier & Screen Reader. Retrieved July 26, 2019, from <https://yourdolphin.com/en-gb/products/individuals/supernova-magnifier-screen-reader>

Douglas, G., McCall, S., Pavey, S., & Nisbet, P. (2009). *Summary report on international systems of exam access for visually impaired pupils*. London. Retrieved from https://www.rnib.org.uk/sites/default/files/international_exams_survey.doc

Douglas, Graeme, McLinden, M., Robertson, C., Travers, J., & Smith, E. (2016). Including Pupils with Special Educational Needs and Disability in National Assessment: Comparison of Three Country Case Studies through an Inclusive Assessment Framework. *International Journal of Disability, Development and Education*, 63(1), 98–121. <https://doi.org/10.1080/1034912X.2015.1111306>

Equality Act 2010. Equality Act 2010 Chapter 3 General Qualifications Bodies, Equality Act 2010 c. 15 § (2010). Retrieved from <http://www.legislation.gov.uk/ukpga/2010/15/part/6/chapter/3>

European Agency for Special Needs and Inclusive Education. (2015). *GUIDELINES FOR ACCESSIBLE INFORMATION ICT FOR INFORMATION ACCESSIBILITY IN LEARNING (ICT4IAL)*. Retrieved from https://www.european-agency.org/sites/default/files/Guidelines for Accessible Information_EN.pdf

European Telecommunications Standards Institute. (2018). *ETSI EN 301 549 - V2.1.2 - Accessibility*

- requirements for ICT products and services*. Retrieved from https://www.etsi.org/deliver/etsi_en/301500_301599/301549/02.01.02_60/en_301549v020102p.pdf
- Eurydice. (2011). *National testing of pupils in Europe : Objectives, organisation and use of results*. Brussels. <https://doi.org/10.2797/18294>
- Freedom Scientific. (2019a). JAWS Screen Reader. Retrieved May 23, 2019, from <http://www.freedomscientific.com/products/software/jaws/>
- Freedom Scientific. (2019b). ZoomText Magnifier/Reader - zoomtext.com. Retrieved July 26, 2019, from <https://www.zoomtext.com/products/zoomtext-magnifierreader/>
- Google. (2017). Turn on Chromebook accessibility features - Chromebook Help. Retrieved December 6, 2017, from <https://support.google.com/chromebook/answer/177893?hl=en-GB>
- Hewett, R., Torgerson, C., & Douglas, G. (2014). Accessibility of Apple iPad for partially sighted users: pilot study. *Journal of Assistive Technologies*, 8(1), 2–13. <https://doi.org/10.1108/JAT-09-2013-0029>
- Holzberg, C. S. (2013). Read&Write Gold for PC version 11. *Tech & Learning*, 34(2), 24. Retrieved from http://link.galegroup.com/apps/doc/A347406723/ITOF?u=ed_itw&sid=ITOF&xid=d2300d7f
- Horsford, E. (2016). Research with blind users on mobile devices - Accessibility in government. Retrieved October 24, 2018, from <https://accessibility.blog.gov.uk/2016/06/09/research-with-blind-users-on-mobile-devices/>
- Joint Council for Qualifications. (2018a). *Access Arrangements, Reasonable Adjustments and Special Considerations*. Retrieved from <https://www.jcq.org.uk/exams-office/access-arrangements-and-special-consideration>
- Joint Council for Qualifications. (2018b). *Access Arrangements and Reasonable Adjustments 2018-2019 - JCQ Joint Council for Qualifications*. London.
- Joint Council for Qualifications. (2019). Adjustments for candidates with disabilities and learning difficulties: Access Arrangements and Reasonable Adjustments., (August), 1–105. Retrieved from <https://www.jcq.org.uk/Download/exams-office/access-arrangements-and-special-consideration/regulations-and-guidance/access-arrangements-and-reasonable-adjustments-booklet>
- Lange, A. A., McPhillips, M., Mulhern, G., & Wylie, J. (2006). Assistive Software Tools for Secondary-Level Students with Literacy Difficulties. *Journal of Special Education Technology*, 21(3), 13–22. <https://doi.org/10.1177/016264340602100302>
- Lazar, J., Allen, A., Kleinman, J., & Malarkey, C. (2007). What Frustrates Screen Reader Users on the Web: A

Study of 100 Blind Users. *International Journal of Human-Computer Interaction*, 22(3), 247–269.
<https://doi.org/10.1080/10447310709336964>

Lazarus, S. S., Thurlow, M. L., Lail, K. E., & Christensen, L. (2009). A longitudinal analysis of state accommodations policies: Twelve years of change, 1993-2005. *Journal of Special Education*, 43(2), 67–80. <https://doi.org/10.1177/0022466907313524>

National Federation of the Blind. (2018). Resolution 2018-07: Regarding the Creation of Government Documents and Forms in HTML5. Retrieved November 14, 2019, from <https://www.nfb.org/resources/speeches-and-reports/resolutions/2018-resolutions>

Nielson, J. (2003). PDF: Unfit for Human Consumption. Retrieved May 23, 2019, from <https://www.nngroup.com/articles/pdf-unfit-for-human-consumption/>

Nisbet, P. (2008). Exams on Computer: Results of Trials of SQA Digital Question Papers. *Dyslexia Review*, 19(193), 12–18. Retrieved from https://www.research.ed.ac.uk/portal/files/16420056/Nisbet_Exams_on_Computer.pdf

Nisbet, P. (2012). Accessible digital assessments for students with disabilities: Specification, formats and implementation in schools. *Journal of Assistive Technologies*, 6(2).
<https://doi.org/10.1108/17549451211234984>

Nisbet, P. D., Shearer, N., Balfour, F., & Aitken, S. (2006). *SQA Adapted Examination Papers in Digital Format Feasibility Study*. Edinburgh. Retrieved from http://www.adapteddigitalexams.org.uk/common-assets/cm-files/files/SQA_Evaluation_Report.pdf

NV Access. (2018). NV Access. Retrieved November 6, 2018, from <https://www.nvaccess.org/about-nv-access/>

Ofqual. (2015). *Access Arrangements for GCSE and A Level: 2014/15 Academic Year*. Coventry. Retrieved from https://assets.publishing.service.gov.uk/government/uploads/system/uploads/attachment_data/file/473151/access-arrangements-for-gcse-and-a-level-2014-15-_academic_ye....pdf

Ofqual. (2018a). *Access Arrangements for GCSE, AS and A level: 2017 to 2018 academic year. Background information accompanying statistical release*. Coventry. Retrieved from https://assets.publishing.service.gov.uk/government/uploads/system/uploads/attachment_data/file/770572/Background_information_Access_Arrangements_for_GCSE__AS_and_A_level_2017_to_2018_academic_year.pdf

Ofqual. (2018b). *Access Arrangements for GCSE, AS and A level: 2017 to 2018 academic years*. Coventry.

Retrieved from

https://assets.publishing.service.gov.uk/government/uploads/system/uploads/attachment_data/file/770570/Access_Arrangements_for_GCSE__AS_and_A_level_2017_to_2018_academic_year.pdf

Ofqual. (2018c). Data tables: Access Arrangements for GCSE, AS and A level, 2017 to 2018 academic year.

Retrieved June 10, 2019, from <https://www.gov.uk/government/statistics/access-arrangements-for-gcse-as-and-a-level-2017-to-2018-academic-year>

openText. (2015). Document is Empty: How Inaccessible Online Documents Impact Screen Reader Users – In Their Own Words - OpenText Blogs. Retrieved November 14, 2019, from

<https://blogs.opentext.com/document-is-empty-how-inaccessible-online-documents-impact-screen-reader-users-in-their-own-words/>

Pepper, D. (2007). *Assessment for disabled students: an international comparison QCA briefing document*.

Retrieved from

https://assets.publishing.service.gov.uk/government/uploads/system/uploads/attachment_data/file/605454/0907_DavidPepper_Assessment_disabled_international_briefing.pdf

Rey, O. (2010). *The use of external assessments and the impact on education systems*. Retrieved from

<http://www.inrp.fr/vst/LettreVST/SommaireLettre.htm>

RNIB. (2018). Technology and independent learning. Retrieved October 24, 2018, from

<https://www.rnib.org.uk/services-we-offer-advice-professionals-education-professionals/technology-education>

Scottish Government. (2018). Pupil census 2018 supplementary data tables. Retrieved September 3, 2019,

from <https://www2.gov.scot/Topics/Statistics/Browse/School-Education/dspupcensus/dspupcensus18>

Scottish Qualifications Authority. (2013). Section 96(7) Equality Act 2010. Retrieved February 27, 2019, from

<https://www.sqa.org.uk/sqa/64698.html>

Scottish Qualifications Authority. (2017). *Assessment Arrangements Explained: Information for centres* (No.

FA6860). Glasgow. Retrieved from www.sqa.org.uk

Seale, J. (2006). *E-Learning and Disability in Higher Education* (1st ed.). London: Routledge.

<https://doi.org/10.4324/9780203969595>

Stenger, M. (2013). How iPads Can Support Teachers in Their Work with Blind and Visually Impaired Children

- InformED. Retrieved October 24, 2018, from <https://www.opencolleges.edu.au/informed/other/how-ipads-can-support-teachers-in-their-work-with-blind-and-visually-impaired-children-4432/>

Texthelp. (2019). Read&Write Literacy Software. Retrieved July 26, 2019, from <https://www.texthelp.com/en-gb/products/read-write/>

UK Government. The Public Sector Bodies (Websites and Mobile Applications) Accessibility Regulations 2018 (2018). Queen's Printer of Acts of Parliament. Retrieved from <http://www.legislation.gov.uk/uksi/2018/852/contents/made>

UKAAF. (2018). *General and Vocational Examinations for Candidates with Visual Impairment Best Practice Guidance for Modifiers and Producers* (No. G020: Best Practice Guidance). Cwmbrân. Retrieved from <https://www.ukaaf.org/wp-content/uploads/Best-Practice-Guidance-Document-For-Producers-and-Modifiers-2018-19.pdf>

United Nations. (2006). Convention on the Rights of Persons with Disabilities Article 24 - Education. Retrieved February 27, 2019, from <https://www.un.org/development/desa/disabilities/convention-on-the-rights-of-persons-with-disabilities/article-24-education.html>

VisionUK. (2018). *Key facts about vision impairment in children and young people*.

Williams, N. (2018). Why GOV.UK content should be published in HTML and not PDF - Government Digital Service. Retrieved November 14, 2019, from <https://gds.blog.gov.uk/2018/07/16/why-gov-uk-content-should-be-published-in-html-and-not-pdf/>

Appendix 1: Access to Curriculum Resources Survey Form

Name _____ Service _____ Local Authority _____

The aim of this survey is to get a snapshot of the formats, technologies and methods that are currently used by learners with visual impairment in Scotland to access curriculum materials in school.

Please tick all the formats and technologies that are used by each learner.

		TECHNOLOGY			VISUAL			AUDIO			TACTILE	
Learner	Age	Laptop	Tablet	File formats	Large	Screen	Magnifier	Human	Text-to-speech	Audio	Braille	Braille
(initials or other ID)		Windows <input type="checkbox"/>	Windows <input type="checkbox"/>	PDF <input type="checkbox"/>	Print	Magnification	Hand-held	Reader <input type="checkbox"/>	JAWS <input type="checkbox"/>	Books	Grade 1 <input type="checkbox"/>	device
			iPad <input type="checkbox"/>	Large Print PDF <input type="checkbox"/>	(paper)	Windows built-	magnifier	Scribe <input type="checkbox"/>	NVDA <input type="checkbox"/>	Audio	Grade 2 <input type="checkbox"/>	Manual
		MacOS <input type="checkbox"/>	Android <input type="checkbox"/>	Font _____	Font	in <input type="checkbox"/>	<input type="checkbox"/>		Supernova <input type="checkbox"/>	books <input type="checkbox"/>		Braille <input type="checkbox"/>
		Chrome	Kindle <input type="checkbox"/>		_____	Zoomtext <input type="checkbox"/>	Electronic		Mac VoiceOver	Daisy	Moon <input type="checkbox"/>	Electronic
		book <input type="checkbox"/>	Bluetooth	Font size _____	Font size	SuperNova <input type="checkbox"/>	magnifier		<input type="checkbox"/>	Books <input type="checkbox"/>		Braille <input type="checkbox"/>
			keyboard <input type="checkbox"/>	Word <input type="checkbox"/>	_____	MacOS built-in	<input type="checkbox"/>		iPad VoiceOver	Other:		Refreshable
			Other:	Plain Text <input type="checkbox"/>	_____	<input type="checkbox"/>	Desktop		<input type="checkbox"/>			Braille
				Other:		iPad built-in <input type="checkbox"/>	magnifier		Other:			Display <input type="checkbox"/>
						Chrome book	<input type="checkbox"/>					Braille
						built-in <input type="checkbox"/>	Other:					Notetaker <input type="checkbox"/>

		TECHNOLOGY			VISUAL			AUDIO			TACTILE	
Learner	Age	Laptop	Tablet	File formats	Large	Screen	Magnifier	Human	Text-to-speech	Audio	Braille	Braille
(initials		Windows <input type="checkbox"/>	Windows <input type="checkbox"/>	PDF <input type="checkbox"/>	Print	Magnification	Hand-held	Reader <input type="checkbox"/>	JAWS <input type="checkbox"/>	Books	Grade 1 <input type="checkbox"/>	device
or other		<input type="checkbox"/>	iPad <input type="checkbox"/>	Large Print PDF <input type="checkbox"/>	(paper)	Windows built-	magnifier	Scribe <input type="checkbox"/>	NVDA <input type="checkbox"/>	Audio	Grade 2 <input type="checkbox"/>	Manual
ID)		MacOS <input type="checkbox"/>	Android <input type="checkbox"/>	Font _____	Font _____	in <input type="checkbox"/>	<input type="checkbox"/>		Supernova <input type="checkbox"/>	books <input type="checkbox"/>		Braille <input type="checkbox"/>
		Chrome	Kindle <input type="checkbox"/>	Font size _____	_____	Zoomtext <input type="checkbox"/>	Electronic		Mac VoiceOver	Daisy	Moon <input type="checkbox"/>	Electronic
		book <input type="checkbox"/>	Bluetooth	Font size _____	Font size _____	SuperNova <input type="checkbox"/>	magnifier		<input type="checkbox"/>	Books <input type="checkbox"/>		Braille <input type="checkbox"/>
			keyboard <input type="checkbox"/>	Word <input type="checkbox"/>	_____	MacOS built-in <input type="checkbox"/>	Desktop		iPad VoiceOver	Other:		Refreshable
			Other:	Plain Text <input type="checkbox"/>	_____	iPad built-in <input type="checkbox"/>	magnifier		<input type="checkbox"/>			Braille
				Other:		Chrome book	<input type="checkbox"/>		Other:			Display <input type="checkbox"/>
						built-in <input type="checkbox"/>	Other:					Braille
						Other:						Notetaker <input type="checkbox"/>
												Other:

